

NATIONAL SOUTH AFRICAN PRICE INFORMATION FOR WEEK 31

Class Units Avg Mass Avg Purch Avg Selling Selling Min Selling Max
CATTLE
 Weighted 20%

From 2023/07/31 To 2023/08/06

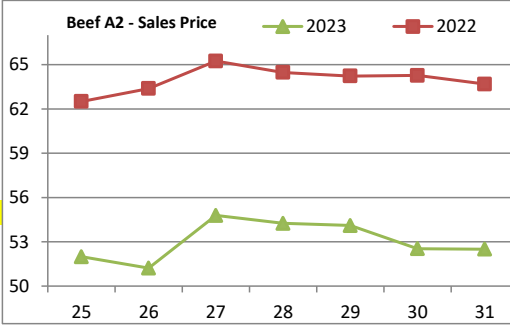
| Class | Units | Avg Mass | Avg Purch | Avg Selling | Selling Min | Selling Max |
|-----------|-------------|---------------|--------------|--------------|--------------|--------------|
| A2 | 6914 | 284,02 | 52,60 | 52,50 | 49,90 | 55,15 |
| A3 | 1295 | 298,94 | 52,62 | 53,24 | 51,55 | 55,88 |
| AB2 | 389 | 282,27 | 52,45 | 52,67 | 50,57 | 54,07 |
| AB3 | 111 | 308,52 | 54,18 | 54,60 | 53,69 | 54,92 |
| B2 | 171 | 271,70 | 48,54 | 48,97 | 45,46 | 54,00 |
| B3 | 36 | 313,53 | 49,99 | 50,26 | 48,09 | 53,43 |
| C2 | 600 | 261,20 | 46,92 | 48,37 | 44,57 | 51,82 |
| C3 | 194 | 286,37 | 47,31 | 48,21 | 45,48 | 50,12 |

| | | |
|--------------|----------|-------|
| Hide Feedlot | Weighted | 2,93 |
| Hide Field | Average | 2,68 |
| Dorper | ea | 39,43 |
| Merino | ea | 45,76 |

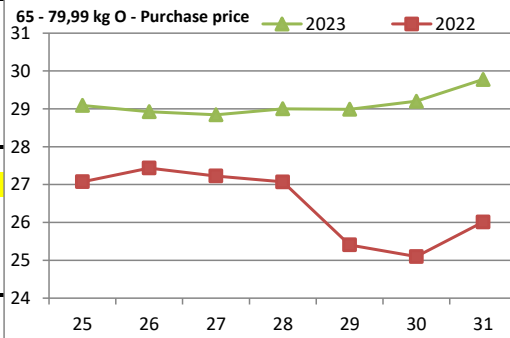
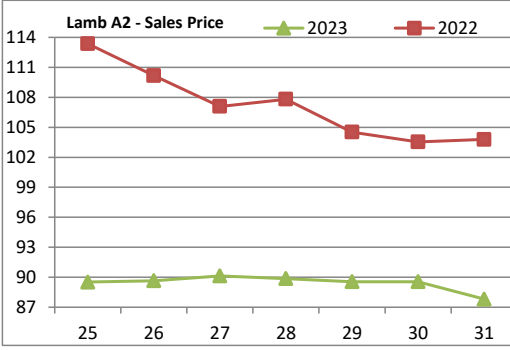
9 710

| Class | Units | Avg Mass | Avg Purch | Avg Selling | Selling Min | Selling Max |
|-------------------|--------------|--------------|--------------|--------------|--------------|--------------|
| LAMB/SHEEP | | | | | | |
| A0 | 233 | 14,37 | 65,35 | 71,88 | 61,36 | 75,25 |
| A1 | 1063 | 14,97 | 86,28 | 86,42 | 80,65 | 89,02 |
| A2 | 12127 | 18,90 | 88,52 | 87,81 | 85,82 | 90,12 |
| A3 | 1702 | 21,88 | 86,08 | 85,50 | 84,45 | 87,46 |
| A4 | 515 | 21,95 | 73,58 | 77,42 | 76,49 | 77,79 |
| A5 | 138 | 21,83 | 67,49 | 64,47 | 60,86 | 66,56 |
| A6 | 171 | 22,23 | 67,89 | 64,22 | 60,67 | 65,81 |
| AB2 | 243 | 20,01 | 72,32 | 77,56 | 75,81 | 80,54 |
| AB3 | 92 | 23,39 | 72,46 | 75,32 | 73,12 | 83,42 |
| B2 | 187 | 24,37 | 66,10 | 74,26 | 68,32 | 80,46 |
| B3 | 63 | 25,14 | 63,33 | 69,20 | 67,01 | 75,62 |
| C2 | 1164 | 24,78 | 69,28 | 73,07 | 68,20 | 76,50 |
| C3 | 150 | 25,89 | 67,02 | 70,88 | 66,88 | 76,50 |

17 848



| Class | Units | Avg Mass | Avg Purch | Purch Min | Purch Max |
|-------------|-------------|---------------|--------------|--------------|--------------|
| PIGS | | | | | |
| P | 1452 | 49,54 | 31,38 | 27,83 | 34,04 |
| O | 52 | 48,92 | 29,21 | 27,50 | 32,98 |
| R | 12 | 47,89 | 26,72 | 25,25 | 27,50 |
| C | 3 | 38,53 | 26,00 | 26,00 | 26,00 |
| U | | | | | |
| S | 1 | 24,40 | 28,00 | 28,00 | 28,00 |
| P | 1543 | 63,03 | 30,31 | 28,77 | 31,79 |
| O | 144 | 64,05 | 30,11 | 28,71 | 31,69 |
| R | 5 | 61,50 | 28,15 | 28,00 | 28,38 |
| C | 4 | 59,95 | 20,55 | 17,50 | 23,50 |
| U | | | | | |
| S | | | | | |
| P | 10773 | 79,20 | 30,32 | 28,82 | 31,98 |
| O | 4466 | 84,43 | 29,78 | 28,95 | 31,70 |
| R | 443 | 88,23 | 28,37 | 28,00 | 29,94 |
| C | 60 | 89,31 | 26,89 | 23,30 | 30,34 |
| U | | | | | |
| S | | | | | |
| P | 7625 | 87,56 | 29,53 | 28,39 | 30,55 |
| O | 6877 | 90,36 | 29,66 | 27,94 | 30,57 |
| R | 741 | 92,41 | 28,87 | 25,91 | 30,83 |
| C | 69 | 94,53 | 25,32 | 22,97 | 27,18 |
| U | 5 | 98,86 | 23,63 | 22,50 | 24,00 |
| S | 153 | 100,15 | 28,61 | 26,76 | 29,99 |
| SAU | 2653 | 116,35 | 25,19 | 23,87 | 26,79 |



THIS INFORMATION IS PROTECTED AGAINST COPYING OR DISTRIBUTION WITHOUT PRIOR PERMISSION FROM THE RMAA BOARD.

FOR ENQUIRIES, PLEASE CONTACT RMAA AT TEL (012) 349 1237/8 or info@rmaa.co.za

Disclaimer: In no event shall the RMAA be liable for any direct, special, indirect or consequential damages, or any other damages of any kind, including but not limited to loss of use, loss of profits, or loss of data, whether in an action in contract, tort (including but not limited to negligence), or otherwise, arising out of or in any way connected with the use of this information. The RMAA takes great care in compiling the contents of this page, it is nevertheless only meant to provide non-binding general information and cannot replace detailed individual advice to help the prospective buyer make his decision. The RMAA does not guarantee that the information on these pages is up-to-date, accurate and complete.