

## NATIONAL SOUTH AFRICAN PRICE INFORMATION FOR WEEK 39

Class Units Avg Mass Avg Purch Avg Selling Selling Min Selling Max  
**CATTLE**  
 Weighted 20%

From 2023/09/25 To 2023/10/01

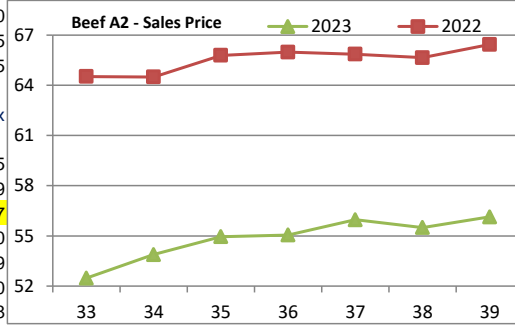
Class	Units	Avg Mass	Avg Purch	Avg Selling	Selling Min	Selling Max
<b>A2</b>	<b>6851</b>	<b>286,80</b>	<b>53,35</b>	<b>56,14</b>	<b>55,06</b>	<b>57,21</b>
A3	892	299,07	53,39	54,59	52,90	56,99
AB2	456	296,87	51,83	52,77	50,46	55,79
AB3	133	298,88	52,69	53,16	51,88	55,24
B2	191	295,06	47,42	47,95	45,83	54,23
B3	68	302,02	48,05	48,49	46,06	54,50
C2	522	282,98	46,31	47,27	45,35	49,25
C3	278	294,54	47,03	48,49	45,64	49,95

Hide Feedlot	Weighted	3,39
Hide Field	Average	3,13
Dorper	ea	36,43
Merino	ea	45,19

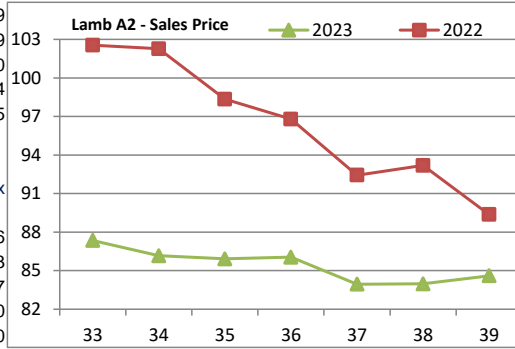
9 391

Class	Units	Avg Mass	Avg Purch	Avg Selling	Selling Min	Selling Max
<b>LAMB/SHEEP</b>						
A0	87	12,35	57,72	75,95	68,38	80,55
A1	1096	14,54	84,48	85,96	81,41	88,19
<b>A2</b>	<b>11498</b>	<b>19,00</b>	<b>83,66</b>	<b>84,61</b>	<b>81,77</b>	<b>88,27</b>
A3	1565	21,81	81,48	83,91	81,52	86,20
A4	365	21,90	69,42	74,75	68,57	80,89
A5	76	22,49	60,55	63,66	59,58	72,10
A6	39	22,19	58,26	62,29	60,03	66,78
AB2	300	20,54	73,90	74,98	73,43	76,97
AB3	75	22,80	72,48	72,65	67,69	79,69
B2	149	21,98	62,58	71,20	63,53	75,29
B3	46	24,73	60,63	65,39	60,48	68,70
C2	764	23,36	58,67	63,03	59,80	66,94
C3	195	25,61	62,56	63,39	60,62	67,75

16 255

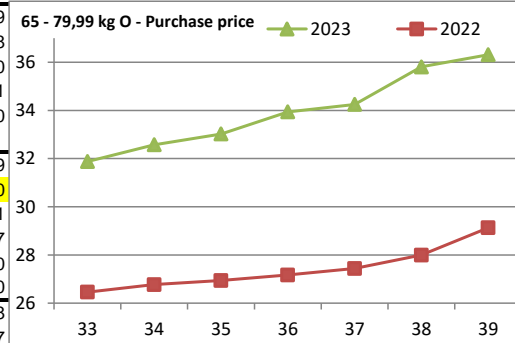


Class	Units	Avg Mass	Avg Purch	Purch Min	Purch Max
<b>PIGS</b>					
P	1249	50,38	37,68	33,00	39,56
O	59	44,81	35,94	30,26	38,53
R	14	43,55	34,78	32,43	36,77
C	5	44,48	33,83	30,50	35,00
U	2	56,60	32,16	30,50	34,00



P	1105	63,15	36,35	35,48	37,69
O	69	65,01	36,14	35,29	36,68
R	2	65,20	34,22	33,50	35,00
C	8	65,95	32,46	28,50	33,81
U	1	66,60	24,50	24,50	24,50
<b>S</b>					
P	11691	79,27	36,61	35,34	38,29
<b>O</b>	<b>3467</b>	<b>84,22</b>	<b>36,31</b>	<b>35,26</b>	<b>38,30</b>
R	353	85,71	35,82	34,43	38,01
C	37	84,87	32,46	31,36	33,37
U	7	68,76	31,59	30,50	33,00
S	3	89,52	28,30	24,50	31,50
P	8244	88,50	36,10	34,96	37,18
O	5899	90,46	36,01	34,91	37,07
R	682	92,21	35,56	34,04	37,11
C	45	92,84	32,38	31,22	34,81
U	5	92,51	29,89	29,00	30,50
S	137	100,57	34,56	32,30	35,42
<b>SAU</b>	<b>2511</b>	<b>114,40</b>	<b>31,67</b>	<b>28,58</b>	<b>34,94</b>

35 595



**THIS INFORMATION IS PROTECTED AGAINST COPYING OR DISTRIBUTION WITHOUT PRIOR PERMISSION FROM THE RMAA BOARD.**

**FOR ENQUIRIES, PLEASE CONTACT RMAA AT TEL (012) 349 1237/8 or info@rmaa.co.za**

Disclaimer: In no event shall the RMAA be liable for any direct, special, indirect or consequential damages, or any other damages of any kind, including but not limited to loss of use, loss of profits, or loss of data, whether in an action in contract, tort (including but not limited to negligence), or otherwise, arising out of or in any way connected with the use of this information. The RMAA takes great care in compiling the contents of this page, it is nevertheless only meant to provide non-binding general information and cannot replace detailed individual advice to help the prospective buyer make his decision. The RMAA does not guarantee that the information on these pages is up-to-date, accurate and complete.