

## NATIONAL SOUTH AFRICAN PRICE INFORMATION FOR WEEK 44

Class Units Avg Mass Avg Purch Avg Selling Selling Min Selling Max  
**CATTLE**  
 Weighted 20%

From 2023/10/30 To 2023/11/05

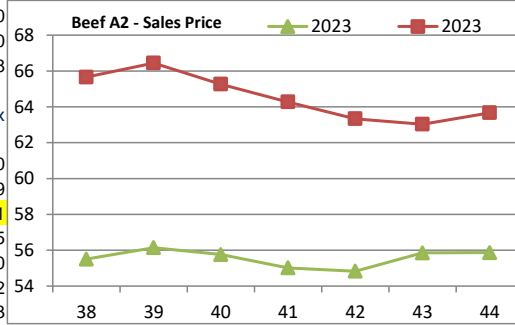
Class	Units	Avg Mass	Avg Purch	Avg Selling	Selling Min	Selling Max
A2	9478	275,47	53,61	55,86	54,55	58,71
A3	930	295,06	53,25	54,00	52,80	55,53
AB2	656	290,43	51,99	52,70	50,30	54,63
AB3	99	300,91	51,34	51,55	50,20	54,50
B2	131	270,56	48,17	49,18	46,03	54,33
B3	34	312,70	50,44	50,62	46,85	54,50
C2	500	237,00	45,91	47,76	45,00	50,50
C3	219	249,82	45,59	46,69	45,13	48,98

Hide Feedlot	Weighted	3,36
Hide Field	Average	3,13
Dorper	ea	34,29
Merino	ea	44,48

12 047

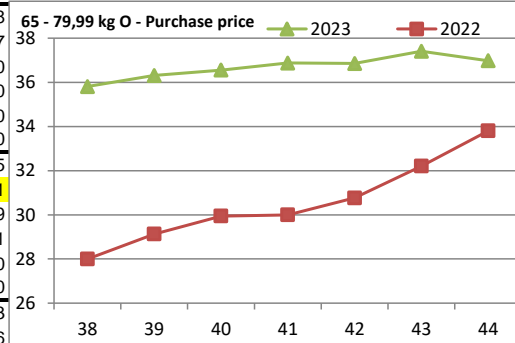
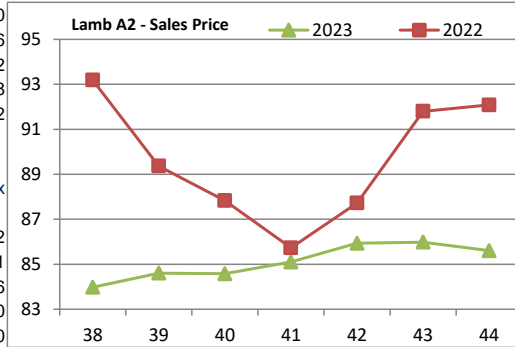
Class	Units	Avg Mass	Avg Purch	Avg Selling	Selling Min	Selling Max
<b>LAMB/SHEEP</b>						
A0	242	11,27	56,37	69,42	64,51	74,70
A1	1421	14,68	83,27	83,99	80,63	85,29
A2	13078	20,06	84,36	85,60	83,84	87,21
A3	1544	22,51	83,41	84,26	82,87	86,55
A4	377	21,99	71,46	72,13	52,48	85,50
A5	137	22,81	65,54	61,30	57,66	64,52
A6	130	23,71	66,38	61,54	58,14	64,13
AB2	401	19,18	71,54	72,18	68,99	77,90
AB3	88	23,29	73,82	74,60	66,99	85,50
B2	214	24,19	59,40	68,46	62,42	74,16
B3	63	28,34	59,82	67,63	62,51	72,82
C2	1101	24,21	59,43	65,37	62,99	71,08
C3	200	27,81	60,82	65,25	62,94	71,22

18 996



Class	Units	Avg Mass	Avg Purch	Purch Min	Purch Max
<b>PIGS</b>					
P	1213	51,74	38,83	34,84	41,72
O	42	49,73	38,14	35,33	41,51
R	9	48,22	35,89	30,25	39,36
C	5	49,96	35,50	35,50	35,50
U	0	#DIV/0!	0,00	#NUM!	0,00
S	0	#DIV/0!	0,00	#NUM!	0,00
P	1295	63,03	37,05	36,64	37,58
O	144	63,77	36,77	35,45	37,37
R	3	64,83	36,30	36,00	36,90
C	1	64,80	29,50	29,50	29,50
U	0	#DIV/0!	0,00	#NUM!	0,00
S	0	#DIV/0!	0,00	#NUM!	0,00
P	10604	78,97	37,82	36,18	41,25
O	4147	83,52	36,98	35,72	38,51
R	398	87,22	36,56	35,20	38,59
C	44	85,05	33,13	29,33	34,11
U	2	74,08	32,30	29,50	35,50
S	1	96,60	39,00	39,00	39,00
P	7815	88,49	36,86	35,74	37,63
O	6627	90,39	36,61	35,59	37,66
R	797	91,77	36,10	34,85	37,81
C	65	91,87	33,55	31,77	37,00
U	10	91,28	29,93	29,50	31,00
S	330	102,12	34,79	33,96	35,93
<b>SAU</b>	2446	116,11	31,94	28,57	34,67

35 998



**THIS INFORMATION IS PROTECTED AGAINST COPYING OR DISTRIBUTION WITHOUT PRIOR PERMISSION FROM THE RMAA BOARD.**

**FOR ENQUIRIES, PLEASE CONTACT RMAA AT TEL (012) 349 1237/8 or info@rmaa.co.za**

Disclaimer: In no event shall the RMAA be liable for any direct, special, indirect or consequential damages, or any other damages of any kind, including but not limited to loss of use, loss of profits, or loss of data, whether in an action in contract, tort (including but not limited to negligence), or otherwise, arising out of or in any way connected with the use of this information. The RMAA takes great care in compiling the contents of this page, it is nevertheless only meant to provide non-binding general information and cannot replace detailed individual advice to help the prospective buyer make his decision. The RMAA does not guarantee that the information on these pages is up-to-date, accurate and complete.