

**NATIONAL SOUTH AFRICAN PRICE INFORMATION FOR WEEK 52**

From 2023/12/25 To 2023/12/31

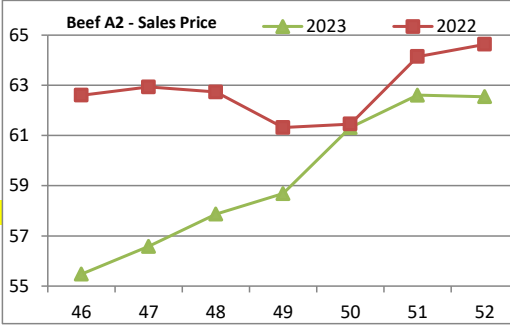
Class Units Avg Mass Avg Purch Avg Selling Selling Min Selling Max  
**CATTLE** Weighted 20%

Class	Units	Avg Mass	Avg Purch	Avg Selling	Selling Min	Selling Max
A2	8523	273,76	56,65	62,55	57,37	67,64
A3	599	285,49	56,69	63,65	57,37	68,62
AB2	455	276,36	55,56	57,02	52,00	61,22
AB3	77	283,68	56,07	56,91	53,00	61,17
B2	97	254,83	50,07	52,15	47,50	59,77
B3	36	278,00	51,10	53,29	49,00	56,40
C2	387	256,61	48,02	49,95	41,20	57,34
C3	205	274,14	49,95	52,05	46,00	55,01

Hide Feedlot	Weighted	3,26
Hide Field	Average	2,87
Dorper	ea	19,00
Merino	ea	37,50

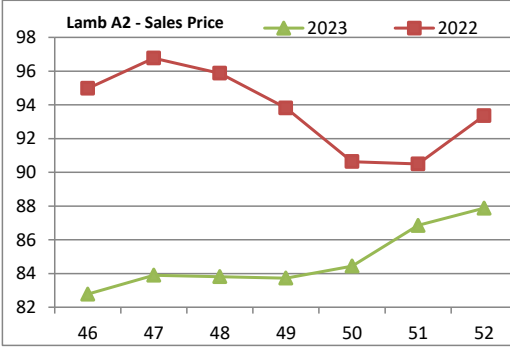
Class Units Avg Mass Avg Purch Avg Selling Selling Min Selling Max  
**LAMB/SHEEP** Weighted 20%

Class	Units	Avg Mass	Avg Purch	Avg Selling	Selling Min	Selling Max
A0	56	19,26	59,36	74,90	45,00	83,85
A1	563	16,01	82,30	84,29	73,95	89,12
A2	9557	20,82	85,68	87,88	83,95	95,29
A3	864	25,58	85,98	88,18	83,95	89,90
A4	153	26,19	76,29	79,93	78,33	86,19
A5	27	22,69	62,08	65,07	56,00	83,50
A6	27	20,26	62,35	65,64	63,70	66,00
AB2	118	20,29	71,61	79,25	72,56	86,44
AB3	8	25,89	80,10	82,18	73,95	84,50
B2	89	22,48	64,98	74,36	60,34	77,27
B3	9	25,34	61,76	70,41	59,31	71,95
C2	589	24,91	61,03	65,40	63,18	71,95
C3	53	29,24	59,51	64,03	60,00	71,95

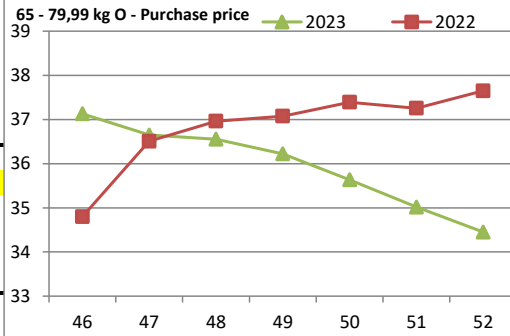


Class Units Avg Mass Avg Purch Purch Min Purch Max  
**PIGS** Weighted 20%

Class	Units	Avg Mass	Avg Purch	Purch Min	Purch Max
P	854	53,79	34,68	29,43	36,00
O	27	56,68	35,06	32,00	36,00
R	2	42,40	28,60	28,60	28,60
C	1	50,20	26,50	26,50	26,50
U	0	#DIV/0!	0,00	#NUM!	0,00
S	0	#DIV/0!	0,00	#NUM!	0,00



P	656	63,15	33,96	33,00	35,00
O	51	66,31	34,19	33,00	35,00
R	4	63,75	32,51	32,33	33,00
C	1	69,10	32,00	32,00	32,00
U	0	#DIV/0!	0,00	#NUM!	0,00
S	0	#DIV/0!	0,00	#NUM!	0,00
P	7279	78,62	33,86	31,66	36,00
O	2376	83,56	34,45	32,00	36,00
R	76	84,87	33,51	26,00	34,00
C	3	88,93	32,00	32,00	32,00
U	1	67,12	27,00	27,00	27,00
S	1	72,30	26,50	26,50	26,50
P	4592	86,50	33,43	30,00	36,00
O	3692	89,71	33,45	30,00	36,00
R	194	92,81	32,67	30,00	34,00
C	2	91,23	26,66	23,00	30,00
U	1	80,41	27,00	27,00	27,00
S	8	96,82	26,57	25,00	30,00
<b>SAU</b>	434	132,70	27,03	23,00	30,96



THIS INFORMATION IS PROTECTED AGAINST COPYING OR DISTRIBUTION WITHOUT PRIOR PERMISSION FROM THE RMAA BOARD.

FOR ENQUIRIES, PLEASE CONTACT RMAA AT TEL (012) 349 1237/8 or info@rmaa.co.za

Disclaimer: In no event shall the RMAA be liable for any direct, special, indirect or consequential damages, or any other damages of any kind, including but not limited to loss of use, loss of profits, or loss of data, whether in an action in contract, tort (including but not limited to negligence), or otherwise, arising out of or in any way connected with the use of this information. The RMAA takes great care in compiling the contents of this page, it is nevertheless only meant to provide non-binding general information and cannot replace detailed individual advice to help the prospective buyer make his decision. The RMAA does not guarantee that the information on these pages is up-to-date, accurate and complete.