

## NATIONAL SOUTH AFRICAN PRICE INFORMATION FOR WEEK 13

Class Units Avg Mass Avg Purch Avg Selling Selling Min Selling Max  
**CATTLE**  
 Weighted 20%

From 2024/03/25 To 2024/03/31

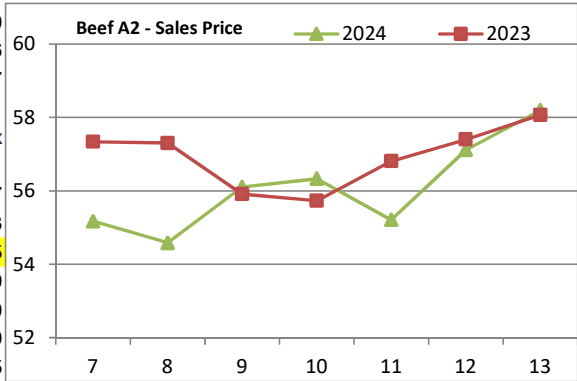
A2	8351	281,39	<b>55,00</b>	<b>58,20</b>	53,16	62,80
A3	667	295,36	<b>54,37</b>	<b>55,83</b>	53,41	61,22
AB2	671	283,74	<b>53,31</b>	<b>55,76</b>	50,44	60,20
AB3	91	291,25	<b>52,60</b>	<b>53,59</b>	50,61	58,19
B2	135	267,54	<b>47,48</b>	<b>50,36</b>	42,44	57,34
B3	45	298,85	<b>46,56</b>	<b>47,24</b>	42,50	55,90
C2	634	272,21	<b>42,98</b>	<b>45,00</b>	41,12	50,06
C3	207	292,99	<b>43,23</b>	<b>46,46</b>	41,39	48,97

Hide Feedlot	Weighted	3,26
Hide Field	Average	2,85
Dorper	ea	37,99
Merino	ea	47,17

10 801

Class Units Avg Mass Avg Purch Avg Selling Selling Min Selling Max  
**LAMB/SHEEP**  
 Weighted 20%

A0	121	12,78	<b>51,12</b>	<b>65,16</b>	58,54	68,27
A1	1647	14,73	<b>77,65</b>	<b>79,08</b>	72,60	81,93
A2	14639	18,57	<b>82,82</b>	<b>84,00</b>	82,47	85,25
A3	1800	18,80	<b>79,16</b>	<b>83,98</b>	83,14	84,79
A4	435	19,46	<b>64,43</b>	<b>72,50</b>	69,74	76,30
A5	71	19,88	<b>54,85</b>	<b>61,85</b>	54,89	70,19
A6	79	19,86	<b>52,14</b>	<b>61,54</b>	60,73	63,75
AB2	425	18,54	<b>64,63</b>	<b>69,15</b>	65,26	72,27
AB3	119	21,63	<b>64,89</b>	<b>65,43</b>	59,83	74,78
B2	344	22,46	<b>57,34</b>	<b>65,27</b>	59,07	67,03
B3	53	24,21	<b>52,16</b>	<b>61,23</b>	56,81	65,43
C2	1343	23,16	<b>50,83</b>	<b>57,01</b>	51,95	61,31
C3	248	25,71	<b>52,79</b>	<b>58,20</b>	52,22	65,00

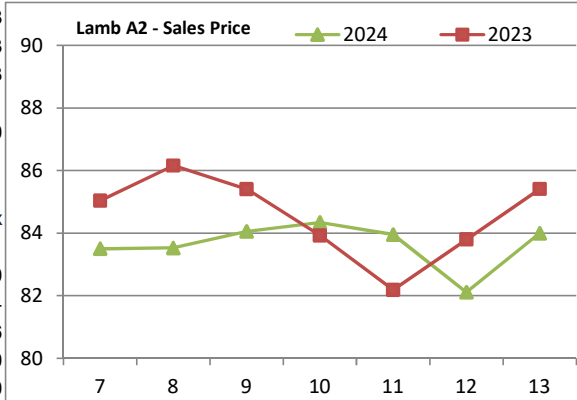


21 324

Class Units Avg Mass Avg Purch Purch Min Purch Max  
**PIGS**  
 Weighted 20%

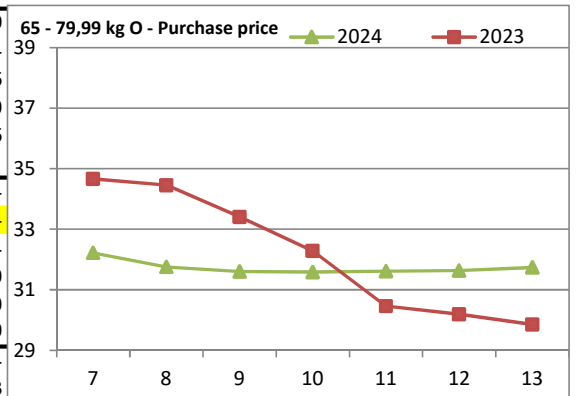
20 - 55,99 kg

P	1013	50,21	<b>31,94</b>	29,92	34,20
O	130	49,72	<b>31,43</b>	30,11	32,04
R	18	48,49	<b>28,24</b>	25,50	30,36
C	3	50,37	<b>27,01</b>	25,02	28,00
U	1	55,80	<b>27,50</b>	27,50	27,50



56 - 64,99 kg

P	1442	63,09	<b>31,38</b>	30,73	32,39
O	106	62,95	<b>31,54</b>	31,00	31,74
R	13	63,35	<b>27,68</b>	25,00	25,45
C	2	67,10	<b>31,00</b>	31,00	31,00
U	3	66,17	<b>23,33</b>	23,00	24,05



65 - 79,99 kg

P	10295	78,25	<b>31,67</b>	30,96	32,94
O	4217	81,63	<b>31,74</b>	31,06	32,54
R	224	79,49	<b>30,14</b>	28,03	31,24
C	25	78,26	<b>27,05</b>	26,13	28,20
U	4	82,23	<b>26,01</b>	23,00	29,50
S	2	78,95	<b>23,00</b>	23,00	23,00

80 - 99,99 kg

P	7576	86,98	<b>30,94</b>	30,82	31,84
O	5914	89,89	<b>30,99</b>	30,45	31,73
R	470	90,68	<b>30,51</b>	29,76	31,01
C	35	91,46	<b>27,62</b>	27,40	28,43
U	7	94,87	<b>24,50</b>	24,50	24,50
S	15	93,39	<b>24,33</b>	24,30	24,37

<b>100k SAU</b>	1348	125,54	<b>26,49</b>	23,28	28,98
-----------------	------	--------	--------------	-------	-------

32 863

**THIS INFORMATION IS PROTECTED AGAINST COPYING OR DISTRIBUTION WITHOUT PRIOR PERMISSION FROM THE RMAA BOARD.  
 FOR ENQUIRIES, PLEASE CONTACT RMAA AT TEL (012) 349 1237/8 or info@rmaa.co.za**

Disclaimer: In no event shall the RMAA be liable for any direct, special, indirect or consequential damages, or any other damages of any kind, including but not limited to loss of use, loss of profits, or loss of data, whether in an action in contract, tort (including but not limited to negligence), or otherwise, arising out of or in any way connected with the use of this information. While the RMAA takes great care in compiling the contents of this page, it is nevertheless only meant to provide non-binding general information and cannot replace detailed individual advice

to help the prospective buyer make his decision. The RMAA does not guarantee that the information on these pages is up-to-date, accurate and complete.