

## NATIONAL SOUTH AFRICAN PRICE INFORMATION FOR WEEK 2

From 2024/01/08 To 2024/01/14

Class      Units   Avg Mass   Avg Purch   Avg Selling   Selling Min   Selling Max  
**CATTLE**  
 Weighted 20%

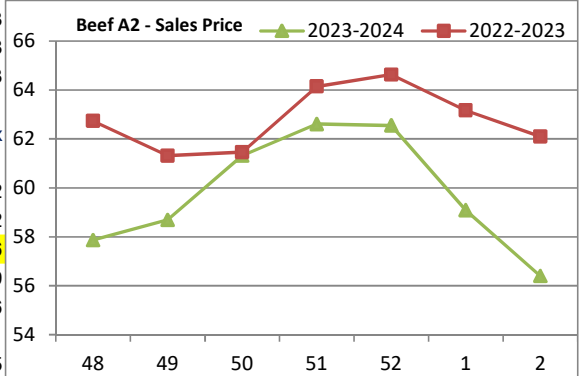
A2	8967	275,38	<b>55,08</b>	<b>56,39</b>	53,12	62,54
A3	541	290,64	<b>54,75</b>	<b>54,96</b>	53,36	57,91
AB2	496	292,18	<b>52,45</b>	<b>52,34</b>	50,10	56,86
AB3	92	294,48	<b>52,17</b>	<b>52,25</b>	51,60	55,11
B2	184	289,30	<b>48,27</b>	<b>48,66</b>	45,81	55,98
B3	116	307,32	<b>48,09</b>	<b>48,56</b>	47,42	52,73
C2	492	264,67	<b>48,04</b>	<b>49,34</b>	45,74	52,78
C3	172	288,05	<b>48,65</b>	<b>51,15</b>	46,95	53,43

Hide Feedlot	Weighted	3,14
Hide Field	Average	3,25
Dorper	ea	32,66
Merino	ea	41,27

11 060

Class      Units   Avg Mass   Avg Purch   Avg Selling   Selling Min   Selling Max  
**LAMB/SHEEP**  
 Weighted 20%

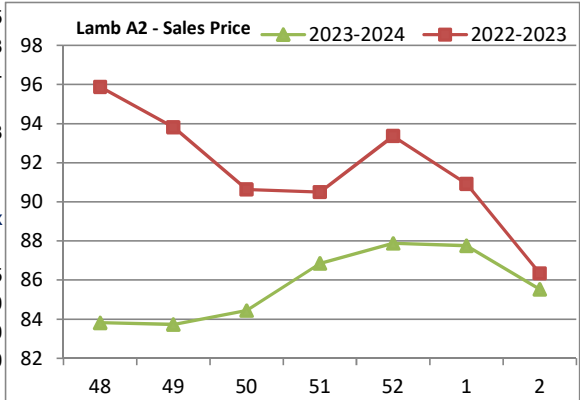
A0	105	13,36	<b>58,10</b>	<b>71,89</b>	64,70	76,62
A1	1261	14,17	<b>82,77</b>	<b>84,61</b>	83,27	86,22
A2	14096	18,79	<b>84,30</b>	<b>85,53</b>	84,06	86,86
A3	1373	20,15	<b>83,91</b>	<b>83,64</b>	79,50	86,29
A4	294	20,48	<b>70,80</b>	<b>71,59</b>	66,54	77,16
A5	47	21,60	<b>62,49</b>	<b>61,80</b>	58,38	65,51
A6	20	20,91	<b>64,25</b>	<b>61,55</b>	54,00	66,25
AB2	397	17,08	<b>69,99</b>	<b>71,25</b>	67,77	77,53
AB3	96	19,25	<b>70,28</b>	<b>69,48</b>	67,04	76,05
B2	263	20,42	<b>61,26</b>	<b>69,05</b>	64,16	74,98
B3	67	20,18	<b>59,09</b>	<b>65,29</b>	63,15	69,74
C2	1186	23,97	<b>60,05</b>	<b>65,52</b>	63,47	67,71
C3	192	27,32	<b>59,12</b>	<b>65,59</b>	61,42	70,68



19 397

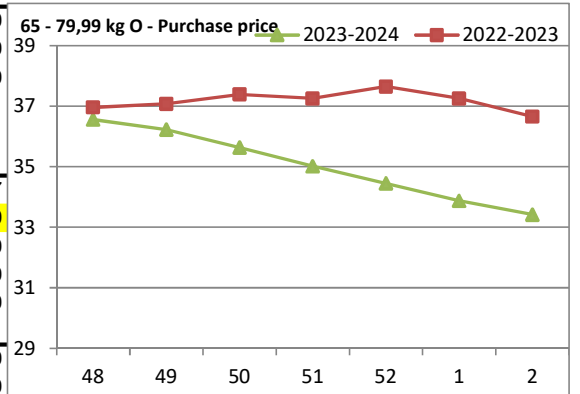
Class      Units   Avg Mass   Avg Purch   Purch Min   Purch Max  
**PIGS**  
 Weighted 20%

P	1016	51,91	<b>32,79</b>	30,72	34,35
O	48	54,91	<b>32,61</b>	30,89	34,00
R	3	56,00	<b>31,99</b>	29,00	34,00
C	1	64,10	<b>22,00</b>	22,00	22,00



20 - 55,99 kg

P	999	63,14	<b>32,95</b>	32,00	34,00
O	115	63,33	<b>33,22</b>	32,00	34,00
R	13	61,39	<b>33,09</b>	31,40	34,00



56 - 64,99 kg

P	10073	78,25	<b>32,96</b>	31,90	33,87
O	3962	84,40	<b>33,42</b>	32,07	33,90
R	190	86,97	<b>31,81</b>	28,21	33,00
C	8	81,75	<b>29,15</b>	26,83	31,00
U	1	72,26	<b>27,00</b>	27,00	27,00

80 - 99,99 kg

P	7828	87,67	<b>32,52</b>	31,95	33,50
O	6308	87,01	<b>32,51</b>	31,93	33,50
R	367	91,79	<b>31,77</b>	30,68	32,90
C	22	91,83	<b>27,21</b>	22,00	31,67
U	3	86,01	<b>27,00</b>	27,00	27,00
S	19	89,14	<b>25,16</b>	23,54	29,37

<b>100k SAU</b>	1644	124,66	<b>27,84</b>	24,75	30,03
	32 620				

**THIS INFORMATION IS PROTECTED AGAINST COPYING OR DISTRIBUTION WITHOUT PRIOR PERMISSION FROM THE RMAA BOARD.  
 FOR ENQUIRIES, PLEASE CONTACT RMAA AT TEL (012) 349 1237/8 or info@rmaa.co.za**

Disclaimer: In no event shall the RMAA be liable for any direct, special, indirect or consequential damages, or any other damages of any kind, including but not limited to loss of use, loss of profits, or loss of data, whether in an action in contract, tort (including but not limited to negligence), or otherwise, arising out of or in any way connected with the use of this information. While the RMAA takes great care in compiling the contents of this page, it is nevertheless only meant to provide non-binding general information and cannot replace detailed individual advice

to help the prospective buyer make his decision. The RMAA does not guarantee that the information on these pages is up-to-date, accurate and complete.