

NATIONAL SOUTH AFRICAN PRICE INFORMATION FOR WEEK 21

Class Units Avg Mass Avg Purch Avg Selling Selling Min Selling Max
CATTLE
 Weighted 20%

From 2024/05/20 To 2024/05/26

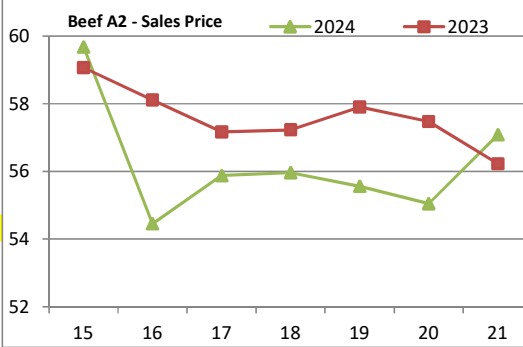
Class	Units	Avg Mass	Avg Purch	Avg Selling	Selling Min	Selling Max
A2	9169	296,09	55,58	57,09	55,26	59,26
A3	932	303,12	55,21	55,72	54,50	57,92
AB2	504	273,35	53,53	54,55	51,54	57,50
AB3	90	247,73	53,72	54,27	51,40	56,43
B2	253	273,90	47,31	49,30	42,75	55,90
B3	64	296,81	46,17	47,04	43,34	55,52
C2	664	265,41	43,58	44,93	42,01	48,70
C3	235	309,42	44,25	46,16	42,00	49,81

Hide Feedlot	Weighted	3,07
Hide Field	Average	3,34
Dorper	ea	29,42
Merino	ea	43,06

11 911

Class Units Avg Mass Avg Purch Avg Selling Selling Min Selling Max
LAMB/SHEEP
 Weighted 20%

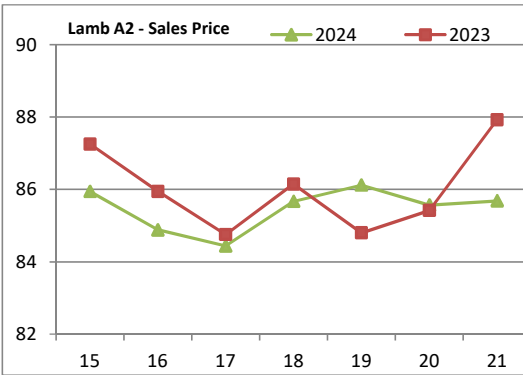
Class	Units	Avg Mass	Avg Purch	Avg Selling	Selling Min	Selling Max
A0	173	12,92	55,90	70,12	66,94	72,46
A1	1394	14,16	80,72	84,11	83,27	85,58
A2	16103	17,97	84,86	85,68	83,69	86,91
A3	1770	19,34	82,64	84,26	82,92	85,79
A4	601	19,50	66,86	72,10	70,09	75,56
A5	123	19,43	56,65	61,56	55,65	67,85
A6	99	19,49	54,48	59,21	56,09	62,45
AB2	412	17,74	64,92	71,93	76,11	87,50
AB3	57	19,66	65,67	71,01	68,94	75,50
B2	397	21,33	59,24	64,41	60,02	70,22
B3	45	23,35	57,07	62,05	61,18	65,71
C2	1643	22,32	57,02	62,28	60,17	65,01
C3	192	24,96	57,29	60,84	55,64	66,79



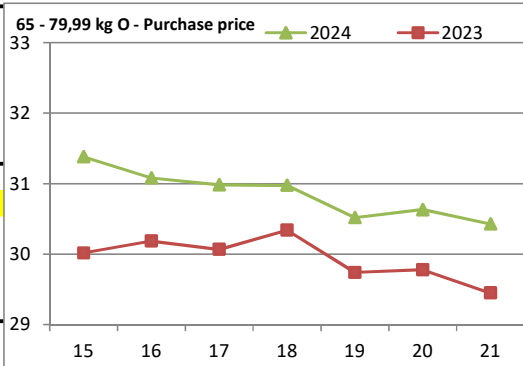
23 009

Class Units Avg Mass Avg Purch Purch Min Purch Max
PIGS
 Weighted 20%

Class	Units	Avg Mass	Avg Purch	Purch Min	Purch Max
P	1263	52,10	31,46	28,72	33,84
O	59	50,44	30,68	29,85	32,80
R	8	53,74	26,73	22,33	29,30
C	5	50,40	22,00	22,00	22,00
U	1	50,30	22,00	22,00	22,00
S	2	44,65	21,00	21,00	21,00
P	1041	62,28	30,38	30,00	31,05
O	123	68,31	28,44	23,50	30,90
R	13	62,61	25,93	24,17	29,38
C	5	60,78	24,67	24,67	24,67
U					
S					



P	11354	80,29	30,33	29,93	30,62
O	7696	86,47	30,43	29,99	30,02
R	483	86,99	29,36	28,45	30,04
C	19	80,95	26,19	23,85	27,63
U	3	74,03	22,98	22,00	23,50
S	1	80,41	23,50	23,50	23,50
P	7667	87,61	30,12	29,54	30,48
O	6372	92,82	29,57	28,51	30,38
R	419	95,05	29,30	27,83	30,21
C	26	87,20	26,09	22,90	28,30
U	3	98,70	23,50	23,50	23,50
S	10	98,12	28,86	25,25	30,19
SAU	2275	122,65	25,59	22,82	27,42



THIS INFORMATION IS PROTECTED AGAINST COPYING OR DISTRIBUTION WITHOUT PRIOR PERMISSION FROM THE RMAA BOARD.

FOR ENQUIRIES, PLEASE CONTACT RMAA AT TEL (012) 349 1237/8 or info@rmaa.co.za

Disclaimer: In no event shall the RMAA be liable for any direct, special, indirect or consequential damages, or any other damages of any kind, including but not limited to loss of use, loss of profits, or loss of data, whether in an action in contract, tort (including but not limited to negligence), or otherwise, arising out of or in any way connected with the use of this information. While the RMAA takes great care in compiling the contents of this page, it is nevertheless only meant to provide non-binding general information and cannot replace detailed individual advice to help the prospective buyer make his decision. The RMAA does not guarantee that the information on these pages is up-to-date, accurate and complete.