

NATIONAL SOUTH AFRICAN PRICE INFORMATION FOR WEEK 22

From 2024/05/27 To 2024/06/02

Class Units Avg Mass Avg Purch Avg Selling Selling Min Selling Max
CATTLE Weighted 20%

Class	Units	Avg Mass	Avg Purch	Avg Selling	Selling Min	Selling Max
A2	8277	280,72	55,16	57,63	56,47	59,16
A3	896	299,71	55,37	56,27	54,84	57,67
AB2	596	273,23	53,86	54,74	50,93	56,75
AB3	109	295,12	54,43	54,82	52,40	56,39
B2	267	275,49	48,39	50,45	44,32	55,12
B3	48	302,29	48,36	50,46	43,45	55,90
C2	805	276,39	43,68	47,29	42,33	53,00
C3	319	301,19	44,55	48,03	43,86	50,21

Hide Feedlot	Weighted	3,30
Hide Field	Average	3,48
Dorper	ea	29,17
Merino	ea	43,06

11 317

Class Units Avg Mass Avg Purch Avg Selling Selling Min Selling Max
LAMB/SHEEP Weighted 20%

Class	Units	Avg Mass	Avg Purch	Avg Selling	Selling Min	Selling Max
A0	117	12,38	53,86	71,00	66,86	75,66
A1	1288	14,39	81,45	84,61	84,03	85,07
A2	15290	18,28	85,65	85,85	83,73	87,38
A3	2028	21,32	84,09	84,76	84,06	85,72
A4	587	21,34	70,31	77,47	70,93	84,55
A5	77	21,23	57,00	58,97	54,96	63,16
A6	58	22,20	57,33	59,27	52,20	61,52
AB2	330	17,47	64,55	74,95	70,44	82,52
AB3	37	20,76	66,85	75,25	70,00	82,44
B2	288	20,57	56,96	67,06	62,03	69,78
B3	33	23,61	57,58	64,18	57,28	68,56
C2	1167	23,39	57,76	63,11	59,60	61,24
C3	112	26,79	58,95	63,47	59,92	66,57

21 412

Class Units Avg Mass Avg Purch Purch Min Purch Max
PIGS Weighted 20%

20 - 55,99 kg

P	726	53,58	31,61	29,46	33,84
O	35	52,14	31,17	26,49	33,84
R	7	47,48	24,12	21,00	28,50
C	4	51,75	22,91	22,91	22,91
U	1	46,90	21,00	21,00	21,00
S	1	47,80	23,27	23,27	23,27

56 - 64,99 kg

P	779	56,63	30,40	30,00	31,00
O	76	64,12	30,37	30,00	30,95
R	5	64,58	25,51	23,00	29,40
U	1	60,30	23,27	23,27	23,27
S	1	62,30	23,50	23,50	23,50

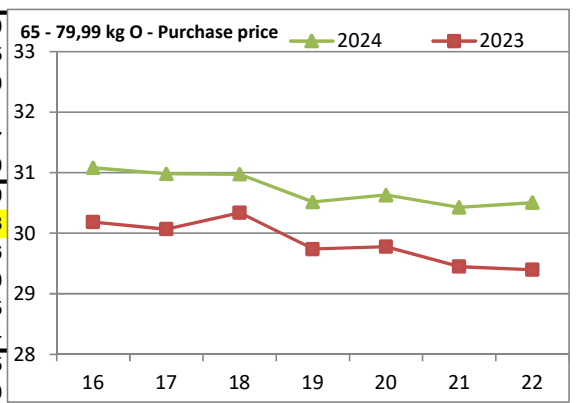
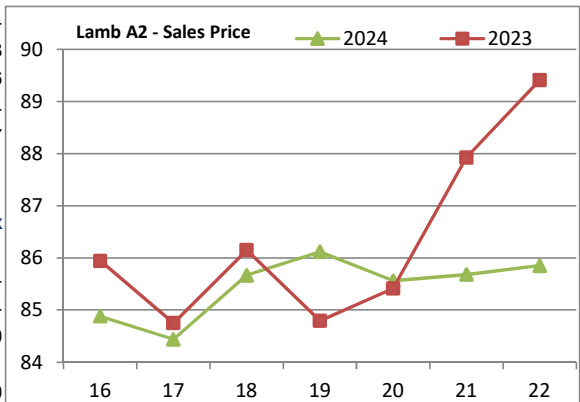
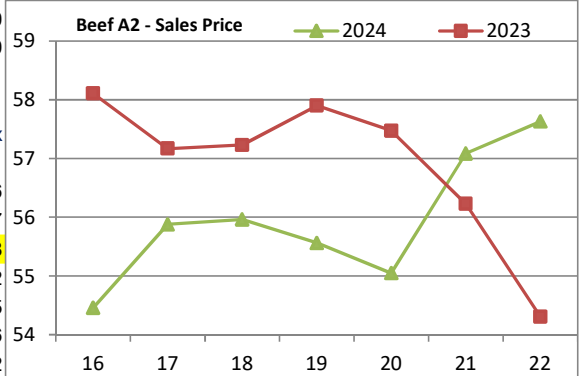
65 - 79,99 kg

P	9682	81,00	30,41	29,89	30,89
O	7094	87,45	30,51	30,00	31,08
R	420	88,08	29,30	27,80	30,06
C	23	79,84	26,49	24,71	28,00
U	8	81,14	23,67	23,50	24,25
S	3	86,57	25,63	23,50	28,84

80 - 99,99 kg

P	5088	88,11	30,13	29,48	30,55
O	3928	95,23	29,80	28,35	30,70
R	369	95,65	28,66	27,47	30,31
C	23	94,50	26,46	26,36	26,80
U	9	87,34	23,48	23,48	23,48
S	4	94,43	24,63	23,50	27,50

100k SAU 2146 117,34 26,10 23,35 27,54
 30 433



**THIS INFORMATION IS PROTECTED AGAINST COPYING OR DISTRIBUTION WITHOUT PRIOR PERMISSION FROM THE RMAA BOARD.
 FOR ENQUIRIES, PLEASE CONTACT RMAA AT TEL (012) 349 1237/8 or info@rmaa.co.za**

Disclaimer: In no event shall the RMAA be liable for any direct, special, indirect or consequential damages, or any other damages of any kind, including but not limited to loss of use, loss of profits, or loss of data, whether in an action in contract, tort (including but not limited to negligence), or otherwise, arising out of or in any way connected with the use of this information. While the RMAA takes great care in compiling the contents of this page, it is nevertheless only meant to provide non-binding general information and cannot replace detailed individual advice

to help the prospective buyer make his decision. The RMAA does not guarantee that the information on these pages is up-to-date, accurate and complete.