

## NATIONAL SOUTH AFRICAN PRICE INFORMATION FOR WEEK 27

From 2024/07/01 To 2024/07/07

Class Units Avg Mass Avg Purch Avg Selling Selling Min Selling Max  
**CATTLE** Weighted 20%

Class	Units	Avg Mass	Avg Purch	Avg Selling	Selling Min	Selling Max
A2	8766	278,94	55,83	57,44	54,48	61,51
A3	709	302,84	55,71	55,34	54,49	58,14
AB2	675	282,49	53,27	53,33	51,83	56,59
AB3	70	294,81	53,44	53,67	51,85	56,90
B2	258	300,18	45,64	47,11	42,45	55,76
B3	41	303,59	45,14	46,76	42,42	53,50
C2	606	279,80	43,22	46,41	41,37	50,78
C3	277	300,63	44,69	48,29	43,63	49,99

Hide Feedlot	Weighted	3,09
Hide Field	Average	3,32
Dorper	ea	28,87
Merino	ea	43,46

11 402

Class Units Avg Mass Avg Purch Avg Selling Selling Min Selling Max  
**LAMB/SHEEP** Weighted 20%

Class	Units	Avg Mass	Avg Purch	Avg Selling	Selling Min	Selling Max
A0	150	14,74	56,81	72,75	68,48	73,85
A1	1118	15,00	84,40	88,09	86,20	89,58
A2	14192	19,27	88,54	89,30	86,99	91,61
A3	1466	21,32	86,32	86,65	84,66	88,57
A4	444	21,02	72,07	75,82	72,91	80,86
A5	119	21,39	59,13	61,95	59,55	64,08
A6	108	24,46	59,35	60,96	57,44	63,80
AB2	177	19,33	71,23	79,26	73,69	83,00
AB3	35	22,02	72,83	75,30	70,86	80,78
B2	266	23,49	65,35	69,98	65,29	74,39
B3	60	25,77	66,94	68,17	65,14	69,52
C2	1467	23,76	63,27	66,87	64,51	68,03
C3	242	26,74	65,25	67,09	65,59	67,81

19 844

Class Units Avg Mass Avg Purch Purch Min Purch Max  
**PIGS** Weighted 20%

20 - 55,99 kg

P	611	52,21	31,58	29,55	34,00
O	29	52,54	31,46	29,98	34,00
R	5	52,70	29,80	29,80	29,80
C	4	48,55	25,16	24,71	25,50
U	3	57,40	25,50	25,50	25,50
S	2	55,85	25,50	25,50	25,50

56 - 64,99 kg

P	469	62,40	30,76	30,12	31,43
O	94	62,12	30,51	29,95	31,13
R	7	61,95	24,11	21,83	30,54
C	1	57,50	21,00	21,00	21,00

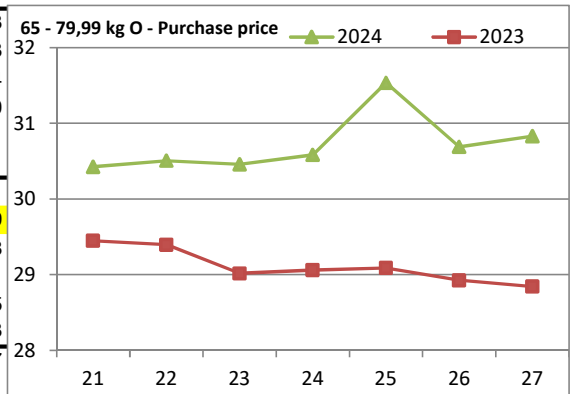
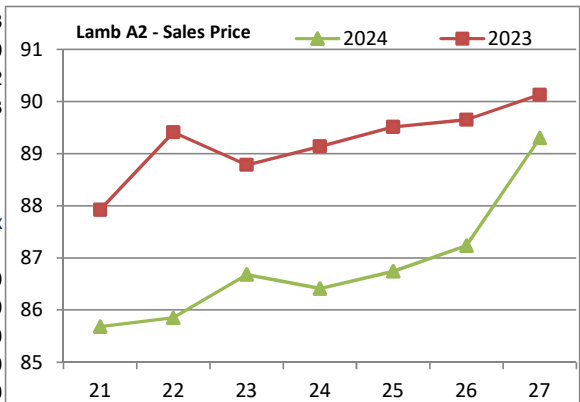
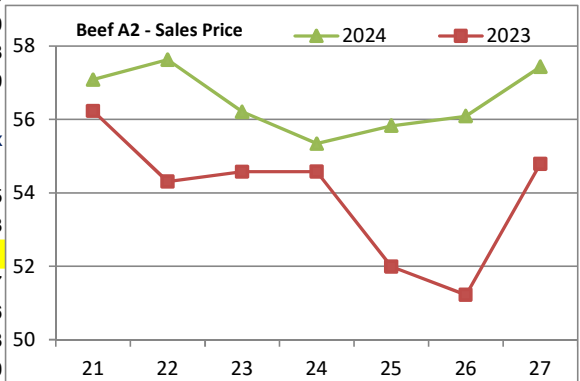
65 - 79,99 kg

P	11522	82,10	31,09	30,41	32,01
O	7009	87,21	30,83	30,43	31,59
R	405	86,60	29,92	29,56	30,38
C	36	85,79	26,77	25,44	27,71
U	18	81,48	25,56	24,13	26,25
S	31	78,20	26,49	25,36	31,23

80 - 99,99 kg

P	5493	89,90	30,62	29,79	31,27
O	5337	94,70	30,53	29,00	31,31
R	339	96,02	29,63	27,70	31,13
C	24	94,63	26,47	24,09	27,94
U	2	102,20	25,30	24,50	26,00
S	8	97,50	25,75	24,50	27,25

100k SAU 2377 117,36 26,64 23,30 28,51  
 33 826



**THIS INFORMATION IS PROTECTED AGAINST COPYING OR DISTRIBUTION WITHOUT PRIOR PERMISSION FROM THE RMAA BOARD.  
 FOR ENQUIRIES, PLEASE CONTACT RMAA AT TEL (012) 349 1237/8 or info@rmaa.co.za**

Disclaimer: In no event shall the RMAA be liable for any direct, special, indirect or consequential damages, or any other damages of any kind, including but not limited to loss of use, loss of profits, or loss of data, whether in an action in contract, tort (including but not limited to negligence), or otherwise, arising out of or in any way connected with the use of this information. While the RMAA takes great care in compiling the contents of this page, it is nevertheless only meant to provide non-binding general information and cannot replace detailed individual advice

to help the prospective buyer make his decision. The RMAA does not guarantee that the information on these pages is up-to-date, accurate and complete.