

## NATIONAL SOUTH AFRICAN PRICE INFORMATION FOR WEEK 3

Class      Units   Avg Mass   Avg Purch   Avg Selling   Selling Min   Selling Max  
**CATTLE**  
 Weighted 20%

From 2024/01/15 To 2024/01/21

Class	Units	Avg Mass	Avg Purch	Avg Selling	Selling Min	Selling Max
A2	6274	278,72	<b>54,67</b>	<b>56,12</b>	49,50	62,62
A3	507	282,03	<b>54,41</b>	<b>54,82</b>	53,58	58,24
AB2	331	277,21	<b>53,03</b>	<b>53,24</b>	51,33	56,25
AB3	84	273,79	<b>49,32</b>	<b>49,38</b>	47,26	55,83
B2	192	277,44	<b>48,90</b>	<b>49,89</b>	47,20	54,70
B3	86	309,32	<b>48,90</b>	<b>49,38</b>	47,50	54,90
C2	419	256,85	<b>47,65</b>	<b>48,36</b>	46,18	51,70
C3	127	295,34	<b>48,50</b>	<b>48,85</b>	46,38	51,19

Hide Feedlot	Weighted	3,29
Hide Field	Average	3,23
Dorper	ea	31,43
Merino	ea	44,19

8 020

Class      Units   Avg Mass   Avg Purch   Avg Selling   Selling Min   Selling Max  
**LAMB/SHEEP**  
 Weighted 20%

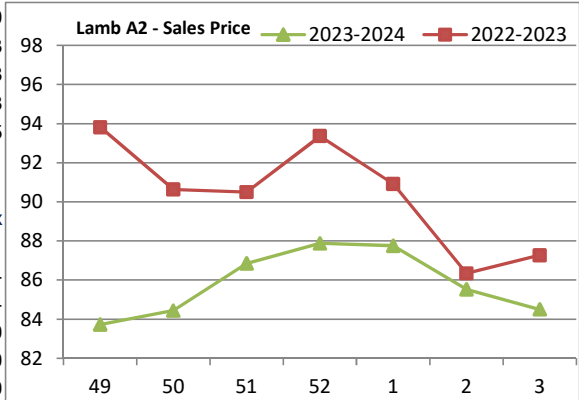
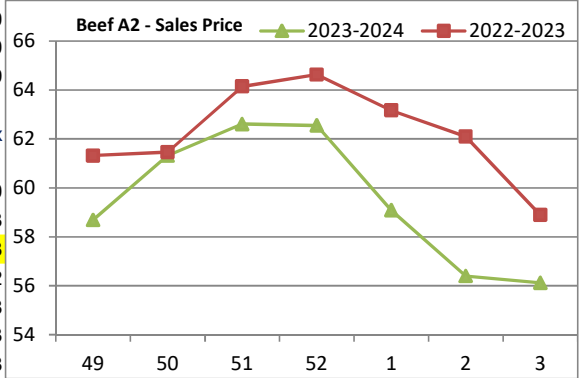
Class	Units	Avg Mass	Avg Purch	Avg Selling	Selling Min	Selling Max
A0	204	13,03	<b>61,99</b>	<b>69,98</b>	64,65	75,00
A1	1531	14,13	<b>83,14</b>	<b>82,96</b>	81,09	85,83
A2	11714	18,45	<b>84,43</b>	<b>84,50</b>	82,41	85,83
A3	1324	19,78	<b>82,68</b>	<b>83,22</b>	81,08	85,12
A4	307	20,53	<b>71,04</b>	<b>72,95</b>	67,51	75,68
A5	44	19,37	<b>64,43</b>	<b>62,02</b>	59,68	64,43
A6	29	18,07	<b>70,05</b>	<b>62,85</b>	60,00	66,08
AB2	126	19,16	<b>69,48</b>	<b>73,10</b>	68,82	77,93
AB3	27	20,53	<b>69,29</b>	<b>72,18</b>	68,00	79,10
B2	219	22,62	<b>62,68</b>	<b>70,50</b>	65,78	72,63
B3	16	25,18	<b>59,36</b>	<b>67,58</b>	63,25	74,18
C2	1040	23,14	<b>58,96</b>	<b>64,60</b>	62,41	68,18
C3	151	25,02	<b>59,05</b>	<b>66,53</b>	62,62	74,95

16 732

Class      Units   Avg Mass   Avg Purch   Purch Min   Purch Max  
**PIGS**  
 Weighted 20%

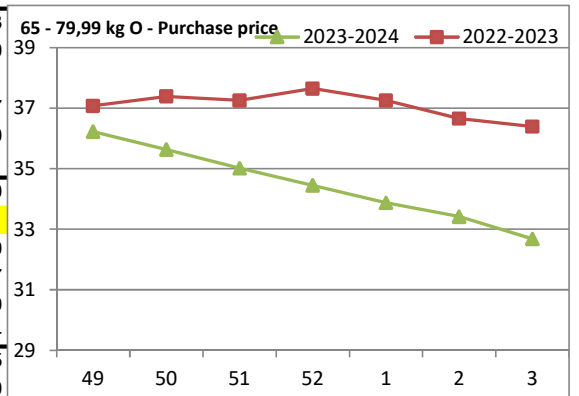
20 - 55,99 kg

P	1193	51,37	<b>32,27</b>	29,42	33,84
O	58	56,50	<b>31,41</b>	28,28	33,84
R	17	49,57	<b>24,81</b>	24,48	25,50
C	2	53,55	<b>22,40</b>	22,40	22,40
U	1	48,30	<b>22,40</b>	22,40	22,40
S					



56 - 64,99 kg

P	1320	62,66	<b>32,31</b>	31,63	33,43
O	122	63,80	<b>32,26</b>	31,29	33,50
R	23	65,06	<b>25,56</b>	22,94	31,61
C	6	62,30	<b>30,67</b>	30,67	30,67
U	1	60,60	<b>25,50</b>	25,50	25,50
S					



65 - 79,99 kg

P	11337	78,17	<b>31,68</b>	28,43	33,30
O	4505	84,15	<b>32,68</b>	31,62	33,41
R	200	82,90	<b>30,31</b>	24,75	32,50
C	11	74,77	<b>29,05</b>	27,00	30,67
U	2	77,40	<b>26,00</b>	26,00	26,00
S	4	84,82	<b>27,89</b>	27,00	29,84

80 - 99,99 kg

P	8935	86,88	<b>32,08</b>	31,46	32,55
O	6775	89,97	<b>32,08</b>	31,55	32,50
R	399	91,44	<b>31,43</b>	30,38	31,95
C	24	88,72	<b>28,46</b>	27,10	29,30
U	2	86,15	<b>25,50</b>	25,50	25,50
S	11	95,32	<b>25,72</b>	24,60	29,00

<b>100k SAU</b>	1229	122,57	<b>27,71</b>	24,56	29,91
-----------------	------	--------	--------------	-------	-------

36 177

**THIS INFORMATION IS PROTECTED AGAINST COPYING OR DISTRIBUTION WITHOUT PRIOR PERMISSION FROM THE RMAA BOARD.  
 FOR ENQUIRIES, PLEASE CONTACT RMAA AT TEL (012) 349 1237/8 or info@rmaa.co.za**

Disclaimer: In no event shall the RMAA be liable for any direct, special, indirect or consequential damages, or any other damages of any kind, including but not limited to loss of use, loss of profits, or loss of data, whether in an action in contract, tort (including but not limited to negligence), or otherwise, arising out of or in any way connected with the use of this information. While the RMAA takes great care in compiling the contents of this page, it is nevertheless only meant to provide non-binding general information and cannot replace detailed individual advice.

to help the prospective buyer make his decision. The RMAA does not guarantee that the information on these pages is up-to-date, accurate and complete.