NATIONAL SOUTH AFRICAN PRICE INFORMATION FOR WEEK 31

From 2024/07/29 To 2024/08/04

Class	Units	Avg Mass	Avg Purch	Avg Selling	Selling Min	Selling Max
CATTLE					Weighted 20%	
A2	10961	274,87	**55,19**	**56,19**	54,27	59,83
A3	876	294,14	**55,02**	**55,35**	54,00	58,51
AB2	858	285,05	**53,44**	**54,45**	51,20	57,06
AB3	82	291,15	**53,48**	**54,18**	51,50	57,50
B2	267	275,76	**46,53**	**49,91**	42,98	55,90
B3	59	299,98	**47,53**	**49,24**	43,00	55,90
C2	861	266,59	**42,85**	**45,92**	41,48	50,62
C3	269	306,91	**43,44**	**45,70**	41,82	47,90
	14 233					

Hide Feedlot	Weighted	2,26
Hide Field	Average	2,65
Dorper	ea	28,87
Merino	ea	43,46

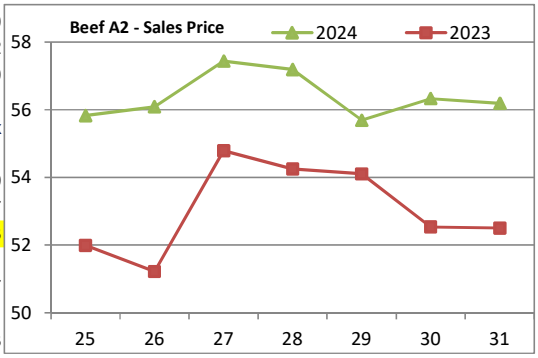

Class	Units	Avg Mass	Avg Purch	Avg Selling	Selling Min	Selling Max
LAMB/SHEEP					Weighted 20%	
A0	84	14,05	**66,85**	**78,66**	58,71	85,19
A1	941	14,52	**86,44**	**87,40**	86,04	88,77
A2	12721	20,21	**89,57**	**89,63**	86,37	92,13
A3	1128	21,70	**87,14**	**88,58**	85,86	90,91
A4	286	21,15	**74,71**	**78,98**	76,23	83,17
A5	81	22,57	**63,40**	**64,89**	62,00	73,31
A6	69	20,39	**64,79**	**62,92**	62,23	64,33
AB2	417	20,19	**74,16**	**78,49**	71,93	81,42
AB3	50	19,31	**70,98**	**79,15**	71,86	85,75
B2	295	24,53	**67,10**	**70,58**	68,93	72,89
B3	56	24,44	**65,55**	**70,98**	67,32	73,00
C2	820	23,29	**65,55**	**69,84**	65,00	72,95
C3	125	26,03	**64,30**	**69,75**	65,24	72,83
	17 073					

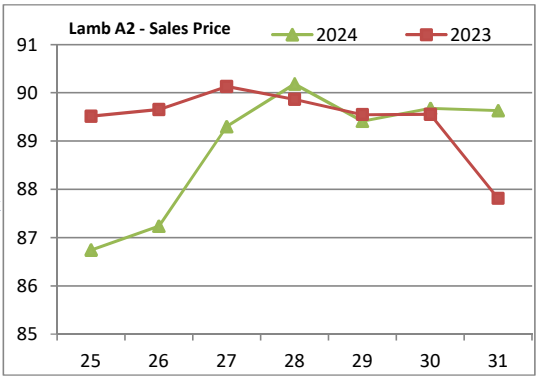

Class	Units	Avg Mass	Avg Purch	Purch Min	Purch Max
PIGS				Weighted 20%	
P	1045	51,55	**32,17**	28,90	34,50
O	25	54,19	**32,05**	29,15	34,50
R	6	55,45	**32,12**	30,30	34,00
C	1	58,20	**26,00**	26,00	26,00
U					
S					
P	696	61,66	**31,18**	30,91	31,90
O	57	63,51	**30,96**	30,35	31,95
R	5	59,52	**29,60**	26,50	30,35
C	1	67,60	**24,00**	24,00	24,00
U	1	64,10	**23,00**	23,00	23,00
S	1	59,90	**24,05**	24,05	24,05
P	12111	81,51	**31,40**	30,92	32,31
O	7024	87,34	**31,27**	30,98	31,72
R	356	87,86	**30,42**	30,11	30,80
C	18	89,12	**27,65**	26,38	28,50
U	5	81,86	**27,17**	26,50	29,00
S	1	84,90	**27,50**	27,50	27,50
P	6248	89,93	**30,93**	30,31	31,36
O	5530	94,91	**30,65**	29,17	31,63
R	361	95,44	**30,28**	28,22	32,67
C	24	95,58	**28,32**	26,60	31,50
U	2	81,60	**24,27**	24,27	24,27
S	22	102,03	**27,34**	24,27	31,19
SAU	2205	120,85	**26,16**	23,06	28,31
	35 745				

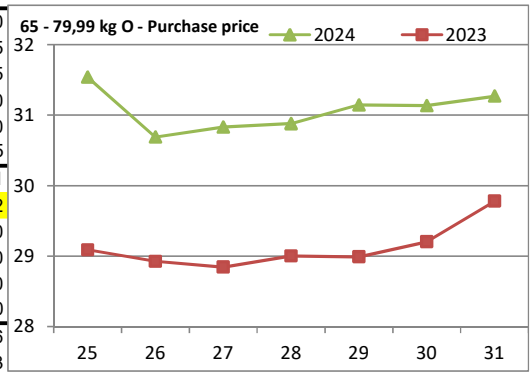

THIS INFORMATION IS PROTECTED AGAINST COPYING OR DISTRIBUTION WITHOUT PRIOR PERMISSION FROM THE RMAA BOARD.

FOR ENQUIRIES, PLEASE CONTACT RMAA AT TEL (012) 349 1237/8 or info@rmaa.co.za

:laimer: In no event shall the RMAA be liable for any direct, special, indirect or consequential damages, or any other damages of any kind, including but not limited to loss of use, loss ofits, or loss of data, whether in an action in contract, tort (including but not limited to negligence), or otherwise, arising out of or in any way connected with the use of this information. hile the RMAA takes great care in compiling the contents of this page, it is nevertheless only meant to provide non-binding general information and cannot replace detailed individual advice to help the prospective buyer make his decision. The RMAA does not guarantee that the information on these pages is up-to-date, accurate and complete.