

## NATIONAL SOUTH AFRICAN PRICE INFORMATION FOR WEEK 4

Class Units Avg Mass Avg Purch Avg Selling Selling Min Selling Max  
**CATTLE**  
 Weighted 20%

From 2024/01/22 To 2024/01/28

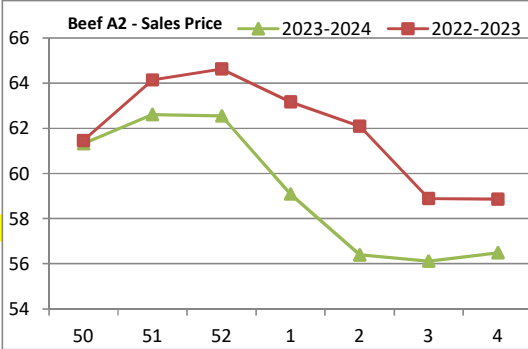
A2	11091	271,54	<b>54,63</b>	<b>56,49</b>	54,59	61,51
A3	693	296,89	<b>54,07</b>	<b>57,50</b>	54,48	61,99
AB2	447	271,11	<b>53,10</b>	<b>53,74</b>	50,88	57,24
AB3	57	288,09	<b>52,75</b>	<b>53,35</b>	51,06	56,30
B2	199	270,12	<b>48,93</b>	<b>49,91</b>	46,88	54,90
B3	30	280,95	<b>49,90</b>	<b>50,67</b>	47,89	54,90
C2	647	255,37	<b>47,55</b>	<b>49,64</b>	46,11	52,76
C3	215	281,89	<b>47,94</b>	<b>49,05</b>	46,12	51,16

Hide Feedlot	Weighted	3,29
Hide Field	Average	3,07
Dorper	ea	34,29
Merino	ea	46,33

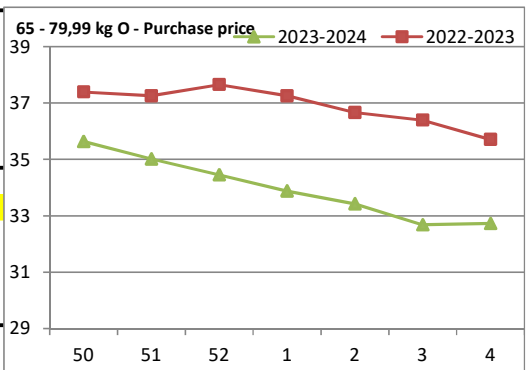
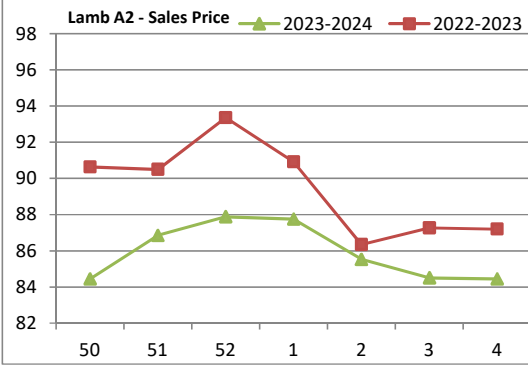
13 379

Class	Units	Avg Mass	Avg Purch	Avg Selling	Selling Min	Selling Max
<b>LAMB/SHEEP</b> Weighted 20%						
A0	272	13,79	<b>60,06</b>	<b>71,48</b>	70,81	74,06
A1	1845	15,36	<b>83,36</b>	<b>83,61</b>	82,84	83,99
A2	13309	19,36	<b>84,22</b>	<b>84,44</b>	83,88	85,73
A3	1364	20,84	<b>82,96</b>	<b>83,15</b>	82,15	84,88
A4	341	20,59	<b>71,55</b>	<b>75,45</b>	72,51	78,86
A5	67	22,31	<b>62,74</b>	<b>62,43</b>	60,00	65,64
A6	68	18,05	<b>63,34</b>	<b>60,67</b>	60,00	63,07
AB2	248	20,25	<b>68,74</b>	<b>74,32</b>	70,97	80,86
AB3	37	22,00	<b>69,02</b>	<b>73,89</b>	68,12	79,44
B2	160	23,15	<b>60,12</b>	<b>71,23</b>	67,66	74,94
B3	26	27,35	<b>59,30</b>	<b>68,79</b>	66,33	72,08
C2	902	24,28	<b>59,10</b>	<b>64,32</b>	62,90	65,33
C3	100	26,75	<b>57,88</b>	<b>63,27</b>	59,32	65,42

18 739



Class	Units	Avg Mass	Avg Purch	Purch Min	Purch Max
<b>PIGS</b> Weighted 20%					
P	1252	51,06	<b>32,46</b>	29,53	34,34
O	87	53,08	<b>32,33</b>	31,29	33,90
R	9	50,30	<b>32,48</b>	32,00	32,55
C	1	55,30	<b>30,50</b>	30,50	30,50
U	0	#DIV/0!	<b>0,00</b>	#NUM!	0,00
S	1	25,20	<b>32,43</b>	32,43	32,43
P	1297	63,10	<b>32,20</b>	31,02	33,50
O	115	64,10	<b>32,51</b>	31,55	33,50
R	8	62,42	<b>28,42</b>	31,40	31,80
C	0	#DIV/0!	<b>0,00</b>	#NUM!	0,00
U	1	60,72	<b>26,00</b>	26,00	26,00
S	0	#DIV/0!	<b>0,00</b>	#NUM!	0,00
P	11512	78,51	<b>32,31</b>	31,19	33,30
O	4514	83,55	<b>32,73</b>	31,65	33,42
R	227	82,24	<b>31,16</b>	28,40	32,50
C	11	80,82	<b>27,74</b>	22,00	29,79
U	2	85,10	<b>28,50</b>	28,50	28,50
S	2	97,95	<b>28,77</b>	27,50	29,84
P	8958	87,06	<b>31,94</b>	30,94	32,50
O	6772	90,75	<b>31,99</b>	31,16	32,50
R	373	92,62	<b>31,33</b>	30,08	31,96
C	11	89,58	<b>28,83</b>	28,07	30,50
U	3	97,38	<b>26,51</b>	25,50	28,00
S	10	100,09	<b>25,92</b>	24,60	29,00
<b>SAU</b>	1599	121,26	<b>27,71</b>	24,09	29,86



**THIS INFORMATION IS PROTECTED AGAINST COPYING OR DISTRIBUTION WITHOUT PRIOR PERMISSION FROM THE RMAA BOARD.**

**FOR ENQUIRIES, PLEASE CONTACT RMAA AT TEL (012) 349 1237/8 or info@rmaa.co.za**

Disclaimer: In no event shall the RMAA be liable for any direct, special, indirect or consequential damages, or any other damages of any kind, including but not limited to loss of use, loss of profits, or loss of data, whether in an action in contract, tort (including but not limited to negligence), or otherwise, arising out of or in any way connected with the use of this information. While the RMAA takes great care in compiling the contents of this page, it is nevertheless only meant to provide non-binding general information and cannot replace detailed individual advice to help the prospective buyer make his decision. The RMAA does not guarantee that the information on these pages is up-to-date, accurate and complete.