

NATIONAL SOUTH AFRICAN PRICE INFORMATION FOR WEEK 41

Class Units Avg Mass Avg Purch Avg Selling Selling Min Selling Max
CATTLE
 Weighted 20%

From 2024/10/07 To 2024/10/13

Class	Units	Avg Mass	Avg Purch	Avg Selling	Selling Min	Selling Max
A2	10989	275,64	52,46	54,68	53,52	60,00
A3	600	298,41	52,97	54,27	51,50	56,97
AB2	597	285,09	50,61	51,78	48,70	55,43
AB3	59	310,18	51,92	52,90	49,00	56,30
B2	252	274,45	44,91	45,97	42,45	54,90
B3	40	276,42	50,15	51,54	42,75	55,90
C2	589	288,05	43,89	46,36	41,40	49,51
C3	252	288,10	44,79	47,14	42,51	49,55

Hide Feedlot	Weighted	3,08
Hide Field	Average	3,12
Dorper	ea	27,86
Merino	ea	43,11

13 378

Class Units Avg Mass Avg Purch Avg Selling Selling Min Selling Max
LAMB/SHEEP
 Weighted 20%

Class	Units	Avg Mass	Avg Purch	Avg Selling	Selling Min	Selling Max
A0	66	13,14	65,68	75,03	71,89	78,94
A1	998	15,20	86,69	88,30	85,94	89,44
A2	14249	19,76	89,16	89,35	85,16	91,90
A3	1544	22,25	87,08	86,96	83,10	89,28
A4	345	22,69	77,58	78,19	73,14	87,98
A5	78	23,59	68,13	71,16	66,88	83,04
A6	54	23,96	67,20	69,64	64,58	78,71
AB2	262	22,14	72,51	75,99	69,40	83,47
AB3	49	28,56	73,62	77,40	72,03	80,69
B2	359	24,72	65,96	70,92	68,66	73,54
B3	37	29,04	66,97	70,44	67,97	73,95
C2	896	26,76	62,93	67,45	65,04	70,67
C3	121	30,12	63,72	67,96	64,56	72,23

19 058

Class Units Avg Mass Avg Purch Purch Min Purch Max
PIGS
 Weighted 20%

20 - 55,99 kg

P	975	50,47	33,32	31,15	36,00
O	44	50,22	31,35	26,38	32,89
R	6	52,29	26,98	22,00	29,50
C					
U	1	51,90	22,00	22,00	22,00
S	1	50,50	21,50	21,50	21,50

56 - 64,99 kg

P	435	62,61	32,47	32,15	32,53
O	57	61,38	32,50	32,50	32,50
R	2	68,15	31,50	31,50	31,50
C					
U					
S					

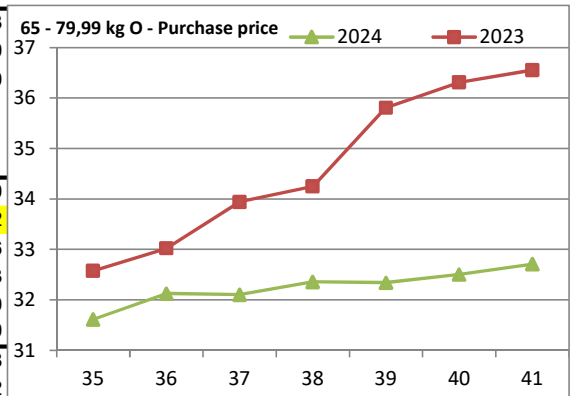
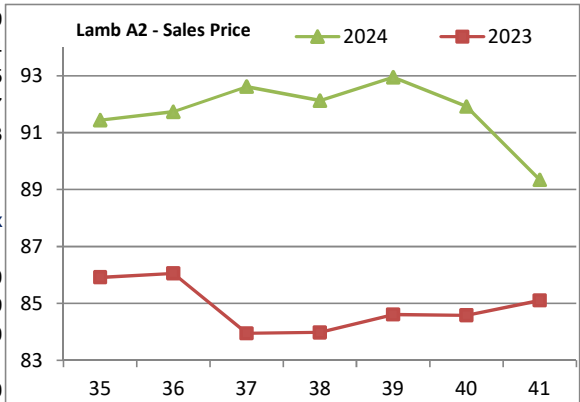
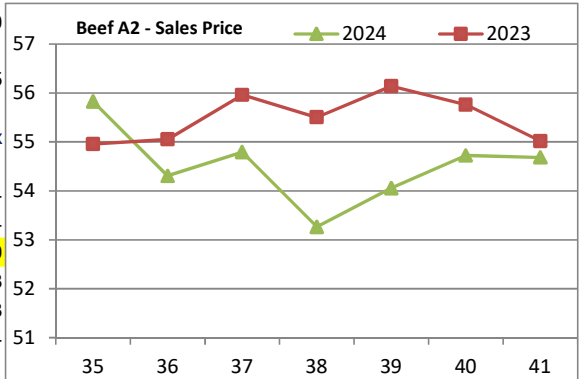
65 - 79,99 kg

P	11793	84,02	32,73	32,13	33,70
O	7343	88,49	32,71	32,40	33,42
R	384	87,72	31,75	31,00	32,26
C	14	88,79	26,91	22,00	29,33
U	8	87,28	27,00	22,50	28,50
S	4	91,40	26,42	22,00	32,00

80 - 99,99 kg

P	2256	88,99	32,26	30,96	33,08
O	1664	98,33	31,78	30,00	33,32
R	122	98,11	30,89	29,00	31,50
C	3	92,00	29,50	29,50	29,50
U	1	92,20	27,00	27,00	27,00
S					

100k SAU 910 137,47 **26,09** 23,49 29,11
 26 023



**THIS INFORMATION IS PROTECTED AGAINST COPYING OR DISTRIBUTION WITHOUT PRIOR PERMISSION FROM THE RMAA BOARD.
 FOR ENQUIRIES, PLEASE CONTACT RMAA AT TEL (012) 349 1237/8 or info@rmaa.co.za**

Disclaimer: In no event shall the RMAA be liable for any direct, special, indirect or consequential damages, or any other damages of any kind, including but not limited to loss of use, loss of profits, or loss of data, whether in an action in contract, tort (including but not limited to negligence), or otherwise, arising out of or in any way connected with the use of this information. While the RMAA takes great care in compiling the contents of this page, it is nevertheless only meant to provide non-binding general information and cannot replace detailed individual advice

to help the prospective buyer make his decision. The RMAA does not guarantee that the information on these pages is up-to-date, accurate and complete.