

**NATIONAL SOUTH AFRICAN PRICE INFORMATION FOR WEEK 43**

Class Units Avg Mass Avg Purch Avg Selling Selling Min Selling Max From 2024/10/21 To 2024/10/27  
**CATTLE** Weighted 20%

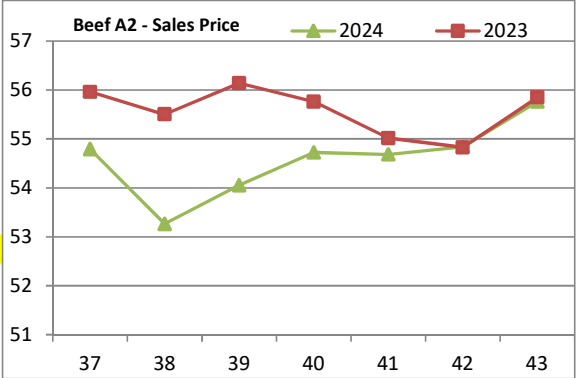
Class	Units	Avg Mass	Avg Purch	Avg Selling	Selling Min	Selling Max
A2	11691	277,59	<b>52,75</b>	<b>55,76</b>	53,47	58,04
A3	810	295,75	<b>52,70</b>	<b>54,41</b>	51,88	56,74
AB2	776	286,01	<b>50,63</b>	<b>51,48</b>	48,80	54,97
AB3	89	310,49	<b>50,51</b>	<b>51,43</b>	49,00	53,35
B2	310	276,59	<b>45,10</b>	<b>45,99</b>	43,50	52,90
B3	41	303,50	<b>45,39</b>	<b>47,57</b>	43,50	51,78
C2	610	268,02	<b>45,43</b>	<b>47,77</b>	42,36	51,03
C3	213	291,32	<b>45,42</b>	<b>48,00</b>	42,72	50,08

Hide Feedlot	Weighted	2,67
Hide Field	Average	2,46
Dorper	ea	25,71
Merino	ea	41,68

14 540

Class Units Avg Mass Avg Purch Avg Selling Selling Min Selling Max  
**LAMB/SHEEP** Weighted 20%

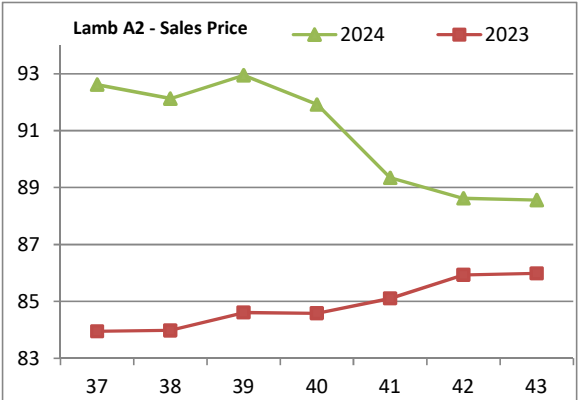
Class	Units	Avg Mass	Avg Purch	Avg Selling	Selling Min	Selling Max
A0	79	11,42	<b>62,07</b>	<b>72,15</b>	69,25	78,22
A1	1157	14,79	<b>86,05</b>	<b>86,96</b>	83,91	91,07
A2	16507	19,51	<b>88,37</b>	<b>88,56</b>	84,98	92,87
A3	1680	20,31	<b>85,63</b>	<b>86,26</b>	84,64	88,32
A4	349	20,58	<b>75,36</b>	<b>77,24</b>	73,88	80,27
A5	61	20,67	<b>67,43</b>	<b>67,73</b>	66,32	69,42
A6	38	21,54	<b>68,64</b>	<b>67,71</b>	67,10	68,62
AB2	340	22,06	<b>73,23</b>	<b>77,33</b>	72,80	87,55
AB3	36	24,38	<b>75,62</b>	<b>77,54</b>	70,41	91,50
B2	234	23,90	<b>64,11</b>	<b>70,64</b>	68,00	73,54
B3	31	26,62	<b>64,29</b>	<b>69,17</b>	67,91	72,25
C2	905	24,23	<b>63,04</b>	<b>66,84</b>	62,18	69,75
C3	236	28,04	<b>64,83</b>	<b>68,44</b>	65,21	70,00



21 653

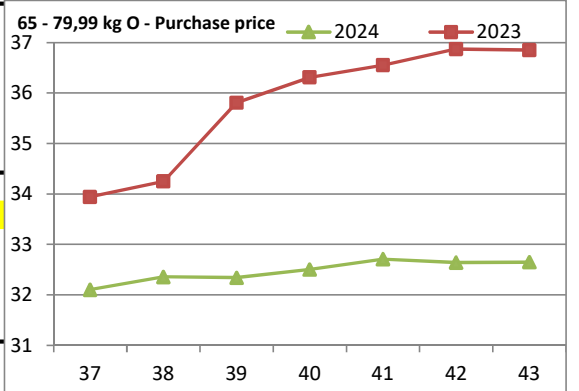
Class Units Avg Mass Avg Purch Purch Min Purch Max  
**PIGS** Weighted 20%

Class	Units	Avg Mass	Avg Purch	Purch Min	Purch Max
P	898	51,47	<b>32,67</b>	29,82	36,00
O	40	51,39	<b>31,71</b>	28,36	35,81
R	6	50,04	<b>26,04</b>	25,02	28,00
C	1	27,50	<b>30,33</b>	30,33	30,33



20 - 55,99 kg

P	727	62,42	<b>32,09</b>	29,11	32,51
O	58	62,79	<b>31,81</b>	29,09	32,50
R					
C	1	58,90	<b>22,50</b>	22,50	22,50
U	1	67,70	<b>28,50</b>	28,50	28,50



56 - 64,99 kg

P	13933	82,75	<b>32,58</b>	31,05	33,82
O	8701	88,73	<b>32,65</b>	32,08	33,32
R	506	89,09	<b>31,88</b>	31,11	32,48
C	16	86,39	<b>28,26</b>	24,17	29,33
U	2	85,06	<b>28,24</b>	28,00	28,50
S	2	79,50	<b>31,84</b>	29,50	34,00

65 - 79,99 kg

P	5927	89,07	<b>31,06</b>	28,84	30,40
O	3084	94,65	<b>30,53</b>	28,84	33,01
R	243	96,63	<b>30,37</b>	29,20	31,44
C	11	97,06	<b>26,60</b>	22,00	28,32
U	1	98,80	<b>24,50</b>	24,50	24,50
S	4	97,68	<b>28,44</b>	24,50	32,52

80 - 99,99 kg

<b>100k SAU</b>	2083	119,26	<b>26,91</b>		24,49	27,98
-----------------	------	--------	--------------	--	-------	-------

36 245

**THIS INFORMATION IS PROTECTED AGAINST COPYING OR DISTRIBUTION WITHOUT PRIOR PERMISSION FROM THE RMAA BOARD.  
 FOR ENQUIRIES, PLEASE CONTACT RMAA AT TEL (012) 349 1237/8 or info@rmaa.co.za**

Disclaimer: In no event shall the RMAA be liable for any direct, special, indirect or consequential damages, or any other damages of any kind, including but not limited to loss of use, loss of profits, or loss of data, whether in an action in contract, tort (including but not limited to negligence), or otherwise, arising out of or in any way connected with the use of this information. While the RMAA takes great care in compiling the contents of this page, it is nevertheless only meant to provide non-binding general information and cannot replace detailed individual advice

to help the prospective buyer make his decision. The RMAA does not guarantee that the information on these pages is up-to-date, accurate and complete.