

## NATIONAL SOUTH AFRICAN PRICE INFORMATION FOR WEEK 8

Class Units Avg Mass Avg Purch Avg Selling Selling Min Selling Max  
**CATTLE**  
 Weighted 20%

From 2024/02/19 To 2024/02/25

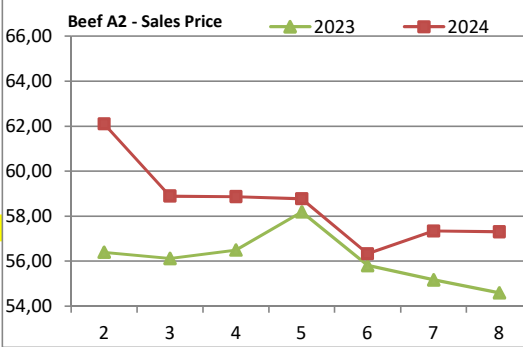
Class	Units	Avg Mass	Avg Purch	Avg Selling	Selling Min	Selling Max
A2	9578	282,19	54,65	54,59	53,35	57,40
A3	528	284,64	54,54	54,61	53,67	57,21
AB2	365	275,21	52,45	52,58	49,99	56,68
AB3	85	283,10	51,99	51,97	51,00	56,52
B2	165	266,67	47,99	49,73	46,72	55,90
B3	62	286,14	48,65	49,49	46,35	55,90
C2	561	251,84	44,65	48,74	45,04	47,22
C3	206	278,99	47,09	48,36	45,07	50,86

Hide Feedlot	Weighted	3,33
Hide Field	Average	2,88
Dorper	ea	38,57
Merino	ea	46,57

11 550

Class Units Avg Mass Avg Purch Avg Selling Selling Min Selling Max  
**LAMB/SHEEP**  
 Weighted 20%

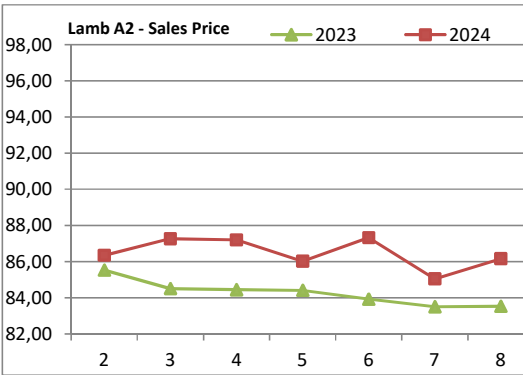
Class	Units	Avg Mass	Avg Purch	Avg Selling	Selling Min	Selling Max
A0	327	13,24	57,88	66,81	62,91	71,79
A1	2840	15,29	82,42	82,38	80,11	83,86
A2	17192	18,46	83,61	83,53	82,65	84,73
A3	2025	19,45	81,76	81,13	76,25	84,83
A4	605	19,13	70,33	73,86	70,93	78,13
A5	91	20,68	62,76	63,69	59,97	85,00
A6	81	19,10	59,90	60,81	58,15	63,28
AB2	392	19,24	69,02	73,71	67,93	78,80
AB3	71	21,02	68,63	72,35	67,59	80,23
B2	230	20,46	56,01	61,44	57,71	68,49
B3	78	21,77	54,88	59,20	57,94	62,89
C2	1634	22,86	56,69	60,24	58,04	64,32
C3	279	23,85	56,19	59,66	57,36	63,83



25 845

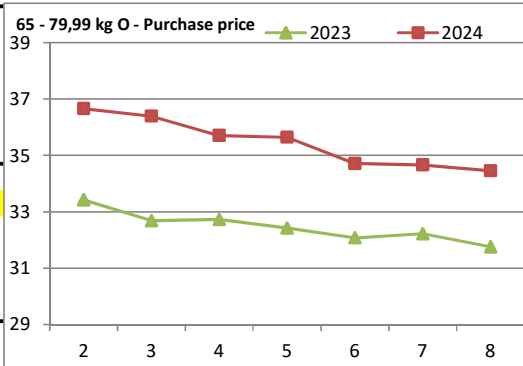
Class Units Avg Mass Avg Purch Purch Min Purch Max  
**PIGS**  
 Weighted 20%

Class	Units	Avg Mass	Avg Purch	Purch Min	Purch Max
P	1335	51,40	32,16	29,52	34,84
O	63	53,55	31,56	30,42	32,87
R	13	52,44	30,60	29,17	32,32
C					
U					
S	1	44,50	33,34	33,34	33,34
P	1805	65,49	31,31	30,70	32,12
O	610	76,11	31,05	30,94	31,35
R	31	76,80	28,58	27,25	30,30
C	5	67,70	26,41	26,00	28,00



37 732

Class	Units	Avg Mass	Avg Purch	Purch Min	Purch Max
P	11780	78,94	31,59	30,93	32,01
O	3880	83,86	31,76	30,98	32,04
R	131	75,97	30,50	27,89	31,49
C	10	80,77	26,09	24,00	28,00
U	2	75,75	24,00	24,00	24,00
S	2	101,60	29,84	29,84	29,84
P	9147	91,50	31,16	29,58	32,04
O	7358	90,04	31,05	29,36	32,04
R	355	92,09	30,72	28,81	31,44
C	11	92,54	27,87	25,00	29,03
U	1	83,71	25,50	25,50	25,50
S	20	98,48	24,80	24,30	26,88
<b>SAU</b>	1172	137,58	25,18	21,50	28,48



**THIS INFORMATION IS PROTECTED AGAINST COPYING OR DISTRIBUTION WITHOUT PRIOR PERMISSION FROM THE RMAA BOARD.**

FOR ENQUIRIES, PLEASE CONTACT RMAA AT TEL (012) 349 1237/8 or info@rmaa.co.za

Disclaimer: In no event shall the RMAA be liable for any direct, special, indirect or consequential damages, or any other damages of any kind, including but not limited to loss of use, loss of profits, or loss of data, whether in an action in contract, tort (including but not limited to negligence), or otherwise, arising out of or in any way connected with the use of this information. While the RMAA takes great care in compiling the contents of this page, it is nevertheless only meant to provide non-binding general information and cannot replace detailed individual advice to help the prospective buyer make his decision. The RMAA does not guarantee that the information on these pages is up-to-date, accurate and complete.