

## NATIONAL SOUTH AFRICAN PRICE INFORMATION FOR WEEK 9

Class Units Avg Mass Avg Purch Avg Selling Selling Min Selling Max  
**CATTLE**  
 Weighted 20%

From 2024/02/26 To 2024/03/03

A2	8904	276,82	<b>54,95</b>	<b>56,11</b>	54,44	58,61
A3	456	278,75	<b>55,05</b>	<b>56,89</b>	54,21	63,17
AB2	645	280,80	<b>53,16</b>	<b>53,77</b>	51,01	56,34
AB3	123	271,82	<b>53,06</b>	<b>53,71</b>	51,61	56,55
B2	247	274,37	<b>48,30</b>	<b>49,95</b>	46,10	55,90
B3	103	276,43	<b>47,41</b>	<b>47,55</b>	46,52	51,60
C2	955	256,89	<b>45,58</b>	<b>47,78</b>	44,33	51,91
C3	309	281,56	<b>45,86</b>	<b>47,36</b>	44,49	49,35

Hide Feedlot	Weighted	3,27
Hide Field	Average	2,99
Dorper	ea	40,00
Merino	ea	47,17

11 742

Class Units Avg Mass Avg Purch Avg Selling Selling Min Selling Max  
**LAMB/SHEEP**  
 Weighted 20%

A0	127	12,92	<b>63,49</b>	<b>66,58</b>	63,01	69,79
A1	1667	14,47	<b>82,06</b>	<b>81,20</b>	78,75	82,62
A2	16644	18,12	<b>84,09</b>	<b>84,05</b>	82,34	85,29
A3	2499	20,77	<b>81,94</b>	<b>83,34</b>	82,87	84,55
A4	637	20,65	<b>68,48</b>	<b>73,54</b>	71,88	76,31
A5	114	21,36	<b>61,73</b>	<b>64,29</b>	60,12	70,54
A6	86	20,42	<b>60,59</b>	<b>66,13</b>	60,46	70,05
AB2	228	18,85	<b>68,01</b>	<b>71,89</b>	68,84	78,00
AB3	95	21,06	<b>67,20</b>	<b>69,06</b>	66,67	76,12
B2	261	21,25	<b>57,32</b>	<b>66,67</b>	62,84	70,62
B3	74	22,56	<b>53,91</b>	<b>63,05</b>	61,69	67,00
C2	1633	22,43	<b>53,37</b>	<b>59,46</b>	64,50	60,46
C3	402	24,01	<b>50,44</b>	<b>59,84</b>	57,07	64,44

24 467

Class Units Avg Mass Avg Purch Purch Min Purch Max  
**PIGS**  
 Weighted 20%

20 - 55,99 kg

P	1297	52,28	<b>32,46</b>	29,50	34,84
O	79	53,27	<b>31,52</b>	28,55	34,84
R	10	48,28	<b>25,87</b>	22,53	28,50
C	3	46,70	<b>26,08</b>	23,00	28,00
U	0	#DIV/0!	<b>0,00</b>	#NUM!	0,00
S	1	55,10	<b>24,83</b>	24,83	24,83

56 - 64,99 kg

P	1281	67,76	<b>28,77</b>	24,68	32,03
O	758	76,81	<b>26,31</b>	25,73	28,83
R	32	76,06	<b>26,84</b>	24,42	27,85
C	2	61,30	<b>25,73</b>	23,00	28,50
U	1	58,20	<b>27,50</b>	27,50	27,50

65 - 79,99 kg

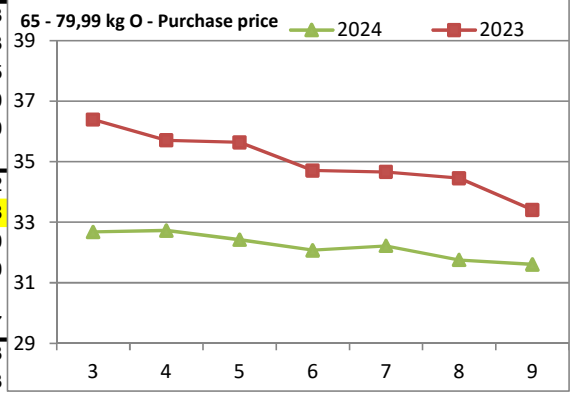
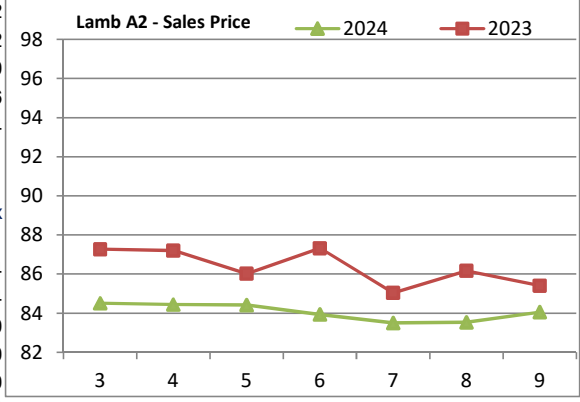
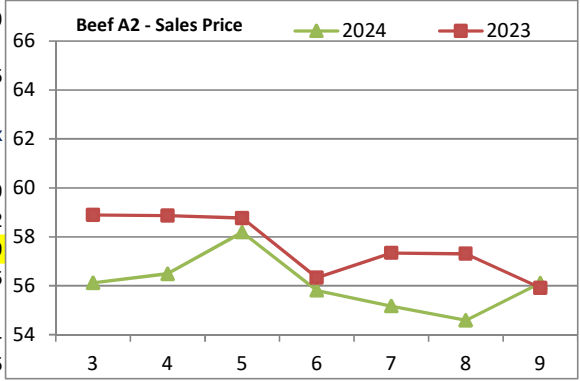
P	9597	79,94	<b>31,62</b>	31,01	32,02
O	5296	84,27	<b>31,61</b>	30,75	31,98
R	167	75,10	<b>30,88</b>	28,81	32,00
C	8	83,98	<b>28,06</b>	25,25	29,00
U					
S	9	93,41	<b>29,25</b>	25,50	30,67

80 - 99,99 kg

P	6706	87,13	<b>31,51</b>	30,35	32,03
O	5702	91,13	<b>31,21</b>	28,37	32,03
R	504	91,15	<b>30,74</b>	28,29	31,50
C	17	87,77	<b>28,11</b>	26,33	28,50
U	3	89,05	<b>25,50</b>	25,50	25,50
S	10	99,85	<b>24,65</b>	24,30	26,00

<b>100k SAU</b>	1040	130,13	<b>26,46</b>	22,52	30,20
-----------------	------	--------	--------------	-------	-------

32 523



**THIS INFORMATION IS PROTECTED AGAINST COPYING OR DISTRIBUTION WITHOUT PRIOR PERMISSION FROM THE RMAA BOARD.  
 FOR ENQUIRIES, PLEASE CONTACT RMAA AT TEL (012) 349 1237/8 or info@rmaa.co.za**

Disclaimer: In no event shall the RMAA be liable for any direct, special, indirect or consequential damages, or any other damages of any kind, including but not limited to loss of use, loss of profits, or loss of data, whether in an action in contract, tort (including but not limited to negligence), or otherwise, arising out of or in any way connected with the use of this information. While the RMAA takes great care in compiling the contents of this page, it is nevertheless only meant to provide non-binding general information and cannot replace detailed individual advice

to help the prospective buyer make his decision. The RMAA does not guarantee that the information on these pages is up-to-date, accurate and complete.